



## **Flash Eurobarometer 408**

# **EUROPEAN YOUTH**

## **REPORT**

Fieldwork: December 2014

Publication: April 2015

This survey has been requested by the European Commission, Directorate-General for Education and Culture and co-ordinated by the Directorate-General for Communication.

This document does not represent the point of view of the European Commission.  
The interpretations and opinions contained in it are solely those of the authors.

**Flash Eurobarometer 408 - TNS Political & Social**

## **Flash Eurobarometer 408**

### **European Youth**

Conducted by TNS Political & Social at the request of the  
European Commission, Directorate-General for  
Education and Culture (DG EAC)

Survey co-ordinated by the European Commission,  
Directorate-General for Communication  
(DG COMM "Strategy, Corporate Communication Actions  
and Eurobarometer" Unit)

**Project title** Flash Eurobarometer 408  
"European Youth"  
**Linguistic Version** EN  
**Catalogue Number** NC-01-15-072-EN-N  
**ISBN** 978-92-79-45655-8  
**DOI** 10.2766/456478

© European Union, 2015

**TABLE OF CONTENTS**

**INTRODUCTION ..... 2**

**KEY FINDINGS..... 4**

**I. PARTICIPATION IN ACTIVITIES OF VARIOUS ORGANISATIONS ..... 6**

**II. PARTICIPATION IN POLITICAL ELECTIONS..... 15**

**III. PARTICIPATION IN CULTURAL ACTIVITIES..... 20**

**IV. PARTICIPATION IN ORGANISED VOLUNTARY ACTIVITIES..... 25**

**4.1. Participation in voluntary activities in the last 12 months..... 25**

**4.2. Areas of voluntary activities..... 32**

**4.3. Receiving a certificate or diploma for voluntary activities..... 36**

**4.4. Ways to finance expenses related to voluntary activities ..... 40**

**V. PARTICIPATION IN INTERNATIONAL VOLUNTEERING ..... 43**

**VI. PARTICIPATION IN INTERNATIONAL YOUTH PROJECTS ..... 46**

**VII. CONFIDENCE ABOUT EMPLOYMENT ..... 49**

**7.1. Confidence about getting a job after completing education ..... 49**

**7.2. Concerns about getting a job ..... 51**

**ANNEXES**

- Technical specifications**
- Questionnaire**
- Tables**

## INTRODUCTION

The primary objective of the Flash Eurobarometer survey "*European Youth*" (No. 408) is to study young EU citizens' participation in society, with special reference to involvement in voluntary activities and participation in political elections and cultural activities. Only respondents aged 15 to 30 were included in this survey.

This issue is of particular interest for the European Union, as its Treaties<sup>1</sup> stipulate that it shall encourage the participation of young people in democratic life in Europe. The EU Youth Strategy<sup>2</sup> also underlines the need to support young people's active participation in society be it through education, employment, volunteering, democratic participation, etc.

The survey examines the following issues:

- Young people's involvement in a range of groups and clubs such as sports clubs, youth organisations and cultural organisations;
- Participation in political elections at the local, regional, national and EU level;
- Participation in cultural activities;
- Involvement in organised voluntary activities, the nature of these activities and how young people have been recognised or recompensed for their participation;
- Involvement in international volunteering and international youth projects;
- Young people's confidence about finding employment and their main concerns.

Where possible, the findings are compared with those from previous Flash Eurobarometer surveys: "*Youth on the Move*" (No. 319a) conducted in February 2011, and "*European Youth: Participation in Democratic Life*" (No. 375), conducted in April 2013.

Please note: voting is compulsory for at least some elections in Belgium, Cyprus, Luxembourg and Greece. The voting age is 18 for most of the elections in the EU Member States, with the exception of Austria where the general voting age is 16.

---

<sup>1</sup> Article 165 of the Treaty on the Functioning of the European Union:  
<http://eur-lex.europa.eu/legal-content/EN/TXT/PDF/?uri=CELEX:12012E/TXT&from=EN>

<sup>2</sup> [http://ec.europa.eu/youth/policy/youth\\_strategy/index\\_en.htm](http://ec.europa.eu/youth/policy/youth_strategy/index_en.htm)

This survey was carried out by TNS Political & Social network in the 28 Member States of the European Union between the 3rd and 23rd of December 2014. Some 13,454 respondents from different social and demographic groups were interviewed via telephone (landline and mobile phone) in their mother tongue on behalf of the European Commission, Directorate-General for Education and Culture. The methodology used is that of Eurobarometer surveys as carried out by the Directorate-General for Communication ("Strategy, Corporate Communication Actions and Eurobarometer" Unit)<sup>3</sup>. A technical note on the manner in which interviews were conducted by the Institutes within the TNS Political & Social network is appended as an annex to this report. Also included are the interview methods and confidence intervals<sup>4</sup>.

**Note:** In this report, countries are referred to by their official abbreviation. The abbreviations used in this report correspond to:

ABBREVIATIONS			
BE	Belgium	LT	Lithuania
BG	Bulgaria	LU	Luxembourg
CZ	Czech Republic	HU	Hungary
DK	Denmark	MT	Malta
DE	Germany	NL	The Netherlands
EE	Estonia	AT	Austria
IE	Ireland	PL	Poland
EL	Greece	PT	Portugal
ES	Spain	RO	Romania
FR	France	SI	Slovenia
HR	Croatia	SK	Slovakia
IT	Italy	FI	Finland
CY	Republic of Cyprus*	SE	Sweden
LV	Latvia	UK	The United Kingdom
		EU28	European Union – 28 Member States

\* Cyprus as a whole is one of the 28 European Union Member States. However, the 'acquis communautaire' has been suspended in the part of the country which is not controlled by the government of the Republic of Cyprus. For practical reasons, only the interviews carried out in the part of the country controlled by the government of the Republic of Cyprus are included in the 'CY' category and in the EU28 average.

\* \* \* \* \*

*We wish to thank the people throughout the European Union who have given their time to take part in this survey. Without their active participation, this study would not have been possible.*

<sup>3</sup> [http://ec.europa.eu/public\\_opinion/index\\_en.htm](http://ec.europa.eu/public_opinion/index_en.htm)

<sup>4</sup> The results tables are included in the annex. It should be noted that the total of the percentages in the tables of this report may exceed 100% when the respondent has the possibility of giving several answers to the question.

## KEY FINDINGS

- Around three in ten respondents (29%) say that they have been active in a sports club in the last 12 months, while 16% have been involved in a youth club, leisure-time club or any kind of youth organisation.
- Overall participation in various organisations has slightly decreased or remained stable since 2013 and 2011. Around half (49%) of respondents say they have participated in at least one type of organised activity, a decrease of 7 percentage points since 2013 (56%) and of 3 percentage points since 2011.
- Almost two-thirds of respondents (63%) say that they have voted in a political election in the last three years. This is most likely to have been at a local level (47%), followed by national (43%), regional (37%) and EU level (31%).
- A large majority of young people (89%) say they have participated in at least one type of cultural activity in the past 12 months. The level of participation has decreased by 5 percentage points since 2011.
- A quarter (25%) of young people in the EU say that they have been involved in an organised voluntary activity in the past 12 months. This is very similar to the proportion observed in 2011 (24%).
- Those involved in organised voluntary activities were asked for further details about the activities:
  - Voluntary activities were most likely to be aimed at changing something in the local community (66%), rather than in the country as a whole (27%), in other European countries (7%) or other parts of the world (11%).
  - There are two main areas of focus for voluntary activities: charity, humanitarian and development aid (44%) and education, training and sport (40%).
  - More than a quarter (27%) of respondents say that they have received formal recognition for their participation. This proportion is slightly higher than in 2011 (25%).
  - More than two in five (44%) have incurred expenses as part of the voluntary activities they have done, and one in six respondents (16%) say that they have received contributions for expenses.
- 6% of young people say that they have volunteered abroad at some point, while a further 5% say that they have had the opportunity but have not actually taken it up.
- 7% of young people in the EU say that, in the past 12 months, they have participated in activities or projects aimed at fostering cooperation with young people from other countries. This is slightly lower than the equivalent figure from 2011 (9%).

- Around a quarter of young people who are still studying say that they are very confident of finding a job after finishing education (26%), while a further 48% are fairly confident. However, 24% are not very confident or not at all confident.
- Among those who are still studying, the most common concern in getting a job is not finding a long-term contract or a stable job (31%).



## I. PARTICIPATION IN ACTIVITIES OF VARIOUS ORGANISATIONS

Young people were asked about their participation in a range of activities organised by different types of groups and clubs within the past 12 months. The findings are compared with those from the same question which was previously asked in two Flash Eurobarometer surveys, "European Youth: Participation in Democratic Life" (No. 375) in April 2013 and "Youth on the move" (No. 319a) in February 2011<sup>5</sup>.

### ***- Overall participation in various organisations has slightly decreased or remained stable -***

Around three in ten respondents say that they have been active in a sports club within the last 12 months (29%). The next most popular activity is being involved in a youth club, leisure-time club or any kind of youth organisation (16%), while 11% of respondents have been involved in a local organisation aiming to improve the local community, and 10% have been active in a cultural organisation.

Fewer than one in ten respondents say that they are part of other types of organisations: 5% participate in an organisation promoting human rights or global development; 5% are involved in a political organisation or political party; and 3% are part of an organisation involved in climate change/environmental issues. In addition, 7% say that they are involved in another non-governmental organisation.

When comparing the results of the current survey with those from 2013 and 2011, the data shows either slight decreases or the same level of participation for all areas under discussion. The largest decreases can be seen for sports clubs (-6 pp. since 2013 and -5 pp. since 2011), for youth clubs or leisure-time clubs or any kind of youth organisation (-6 pp. since 2013 and -2 pp. since 2011), followed by a decrease in participation in cultural organisations (-4pp. since 2013 and 2011).

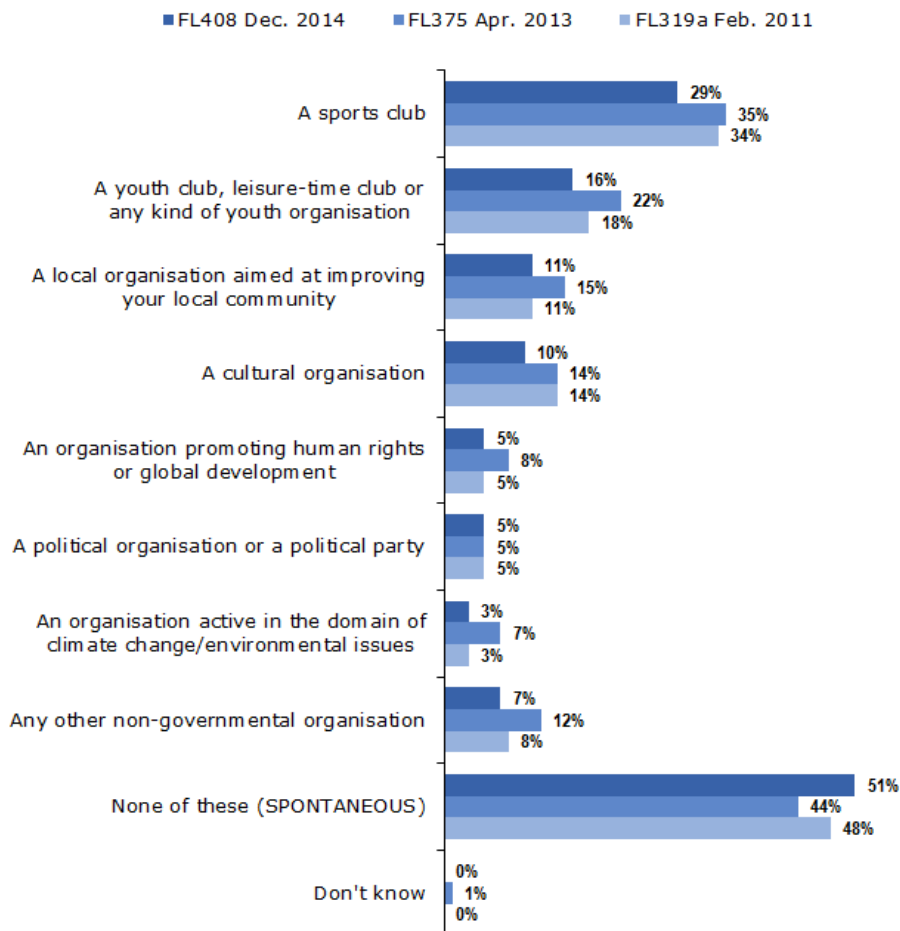
In three areas, the level of participation has decreased since 2013 to equal the level recorded in 2011: local organisations aimed at improving local communities (-4 pp. since 2013), organisations promoting human rights (-3 pp. since 2013) and organisations active in the domain of climate change/environmental issues (-4 pp. since 2013).

Participation in a political organisation or a political party has remained stable since 2011 (5%).

---

<sup>5</sup> The question was asked slightly differently in the previous two waves. However, comparisons are still possible.

**Q1. In the last 12 months, have you participated in any activities of the following organisations?  
(MULTIPLE ANSWERS POSSIBLE) - % EU28**



Base: All respondents (13,454)

**Sport** is the most popular activity in each of the EU Member States. Respondents in Belgium are the most likely to have participated in a sports club in the last 12 months (43%), followed by those in Luxembourg (42%), France (41%), the United Kingdom (41%) and the Netherlands (40%). By contrast, respondents living in Romania and Bulgaria are the least likely to have been involved in sports clubs (7% and 8% respectively).






























Respondents in Luxembourg are the most likely to have used a **youth club, leisure-time club or any kind of youth organisation** in the last 12 months (29%), followed by respondents in Belgium (27%) and Ireland (25%). However, only a small proportion of those living in Bulgaria (6%), Greece (6%), Croatia (7%), Hungary (7%) and Romania (7%) have participated in such an organisation.

Respondents in Ireland are particularly likely to be involved in a **local organisation aimed at improving their local community** (25%), and this is considerably higher than in any other country. The next most likely to be involved in local organisations are respondents in the United Kingdom (18%) and Denmark (16%). The lowest proportions can be seen in Bulgaria and Romania (both 2%).

Respondents in Belgium, the Czech Republic and Luxembourg (all 18%) are the most likely to be part of a **cultural organisation**, while the lowest participation levels can be found in Romania (3%), Bulgaria (4%), Croatia (4%) and Hungary (4%).

Respondents in Sweden are the most likely to have participated in the activities of the following types of organisation: **organisations promoting human rights or global development** (16%), **political organisations or parties** (10%), **organisations active in the domain of climate change/environmental issues** (7%) and **other non-governmental organisations** (12%). The latter answer is most mentioned also in the Netherlands by a similar proportion of respondents (12%).

Q1. In the last 12 months, have you participated in any activities of the following organisations? (MULTIPLE ANSWERS POSSIBLE)

	A sports club	A youth club, leisure-time club or any kind of youth organisation	A local organisation aimed at improving your local community	A cultural organisation	An organisation promoting human rights or global development	A political organisation or a political party	An organisation active in the domain of climate change/ environmental issues	Any other non-governmental organisation	None of these (SPONTANEOUS)
 EU28	29%	16%	11%	10%	5%	5%	3%	7%	51%
 NL	40%	23%	14%	9%	6%	5%	4%	12%	33%
 IE	39%	25%	25%	8%	12%	7%	4%	11%	34%
 SE	37%	21%	10%	14%	16%	10%	7%	12%	35%
 BE	43%	27%	11%	18%	8%	5%	5%	10%	37%
 LU	42%	29%	8%	18%	7%	9%	6%	9%	37%
 UK	41%	24%	18%	6%	6%	5%	4%	9%	39%
 DK	34%	18%	16%	10%	10%	6%	4%	11%	41%
 DE	36%	20%	13%	9%	4%	6%	3%	7%	40%
 FR	41%	18%	9%	12%	3%	2%	3%	4%	44%
 AT	30%	16%	10%	11%	5%	8%	5%	8%	46%
 SI	26%	9%	7%	9%	5%	3%	2%	7%	50%
 FI	23%	17%	11%	9%	8%	5%	4%	7%	50%
 LV	24%	20%	14%	16%	2%	2%	4%	6%	52%
 CZ	24%	14%	9%	18%	5%	5%	4%	6%	55%
 MT	28%	13%	6%	7%	2%	3%	2%	9%	55%
 IT	21%	14%	11%	14%	3%	6%	3%	7%	56%
 ES	20%	14%	8%	12%	8%	4%	5%	7%	59%
 EE	23%	10%	5%	7%	2%	3%	1%	5%	60%
 PT	21%	11%	13%	11%	3%	6%	2%	6%	60%
 LT	20%	8%	7%	7%	3%	2%	2%	8%	62%
 CY	15%	8%	4%	5%	4%	3%	4%	6%	64%
 PL	13%	9%	5%	9%	3%	1%	2%	8%	67%
 SK	13%	8%	5%	8%	3%	4%	1%	6%	65%
 HR	15%	7%	5%	4%	1%	4%	1%	4%	67%
 EL	17%	6%	4%	6%	3%	3%	2%	4%	70%
 HU	13%	7%	7%	4%	2%	4%	1%	5%	72%
 RO	7%	7%	2%	3%	1%	5%	0%	4%	77%
 BG	8%	6%	2%	4%	1%	2%	1%	6%	80%

Highest percentage per country	Lowest percentage per country
Highest percentage per item	Lowest percentage per item

Base: All respondents (13,454)

Comparing the findings from this survey with the findings from April 2013 (FL375), decreases in participation can be seen in most EU Member States.






























Large decreases in sports club participation can be seen in several countries, most notably the Netherlands (down 19 pp.), Slovakia (down 19 pp.) and Spain (down 18 pp.), while the largest decreases in participation in youth clubs, leisure-time clubs or other youth organisations can be seen in Portugal and Slovakia (each down 15 pp.). The largest decrease in participation in a cultural organisation can also be seen in Slovakia (down 15 pp.).

Participation in the activities of a local organisation aimed at improving the community has decreased most sharply in Luxembourg (down 13 pp.) and Ireland (down 11 pp.), while the largest decrease in involvement with other non-governmental organisations can also be seen in Luxembourg (down 12 pp.).

The largest decreases in involvement with an organisation promoting human rights or global development can be observed in the Netherlands and Slovakia (both down 8 pp.), while participation in a political organisation or party has decreased the most in Malta (down 11 pp.). Involvement with organisations active in the domain of climate change or environmental issues has decreased the most in Bulgaria (down 9 pp.), Greece (down 8 pp.) and Slovakia (down 8 pp.).

There are very few increases in participation seen in any Member States, and where increases do occur they are small. The only increases of more than 2 pp. can be seen in Lithuania (5 pp. increase in participation in sports clubs), Malta and the United Kingdom (3 pp. increase in participation in sports clubs), Latvia (3 pp. increase in involvement with a cultural organisation) and Sweden (3 pp. increase in involvement with organisations promoting human rights or global development). An increase of 3 pp. in involvement with political organisations or parties can also be seen in Sweden, Hungary and the Czech Republic.

## Q1. In the last 12 months, have you participated in any activities of the following organisations? (MULTIPLE ANSWERS POSSIBLE)

	A sports club	A youth club, leisure-time club or any kind of youth organisation	A local organisation aimed at improving your local community	A cultural organisation	An organisation promoting human rights or global development	A political organisation or a political party	An organisation active in the domain of climate change/environmental issues	Any other non-governmental organisation	None of these (SPONTANEOUS)
 EU28	-6	-6	-4	-4	-3	=	-4	-5	+7
 SK	-19	-15	-8	-15	-8	-1	-8	-5	+22
 BG	-15	-10	-7	-10	-7	-4	-9	=	+21
 EL	-13	-9	-8	-4	-2	-4	-8	-7	+18
 ES	-18	-10	-6	-6	-4	-1	-5	-7	+17
 RO	-9	-5	-6	-5	-4	-3	-5	-6	+17
 PT	-10	-15	-8	-9	-6	+1	-6	-6	+15
 DK	-14	-10	=	=	-2	-2	-3	-5	+13
 NL	-19	-4	+1	-9	-8	+1	-2	-3	+11
 IE	-14	-12	-11	-5	=	=	-6	-7	+10
 LU	-6	-9	-13	-7	-6	-1	-7	-12	+12
 HU	-6	-4	-3	-3	-1	+3	-5	-1	+9
 MT	+3	-6	-6	-6	-3	-11	-4	-5	+11
 FI	-7	-8	-6	-2	-6	=	-3	-4	+8
 HR	-5	-5	-3	-5	-3	-2	-2	-1	+8
 AT	-6	-5	-6	-5	-6	=	-5	-7	+8
 DE	-6	-7	-3	-9	-4	=	-5	-8	+6
 SE	-11	-3	-4	+2	+3	+3	-2	-6	+7
 FR	-3	-5	-4	=	-2	-2	-3	-5	+5
 PL	-6	-4	-7	-1	-2	-1	+1	+1	+7
 BE	-3	-5	-6	-4	-5	-3	-5	-4	+5
 CZ	-6	-4	-2	=	-1	+3	-3	-6	+6
 IT	-4	-1	-3	+1	-3	=	-1	-5	+3
 EE	-3	-4	-2	+1	+1	=	-1	+1	+3
 SI	=	-5	-2	-7	+2	=	=	-3	+2
 LT	+5	-6	=	+1	+1	-3	-2	+2	-1
 LV	-1	-3	-2	+3	-4	-2	-2	-7	-1
 CY	-4	=	-1	-2	-1	-4	=	=	-3
 UK	+3	-4	-7	-6	-3	=	-3	-6	-2

Evolution 2013 - 2014

Base: All respondents (13,454)

Overall, around half (49%) of respondents say that they have participated in an activity in at least one of the organisations, a decrease of 7 pp. from the 2013 figure (56%) and of 3 pp. since 2011.

Respondents in the Netherlands are the most likely to have taken part in an activity in at least one of the various types of organisations (67%), followed by respondents in Ireland (66%), Sweden (65%), Belgium (63%) and Luxembourg (63%). Respondents are least likely to have participated in the activities of any of the organisations in Bulgaria (20%), Romania (23%) and Hungary (28%).

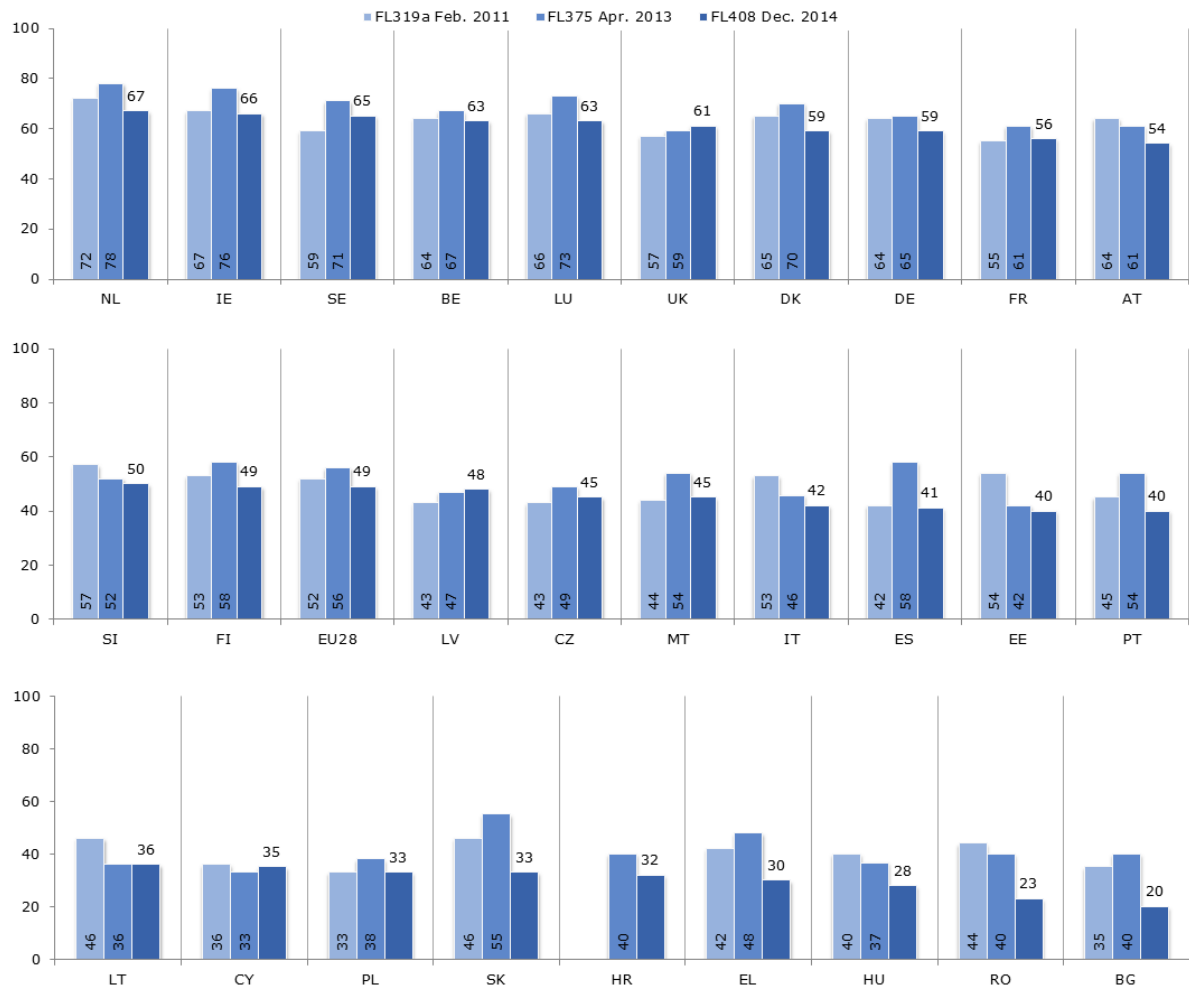
The proportion that has taken part in an activity of any of the organisations has decreased the most since 2013 in Slovakia (-22 pp.), Bulgaria (-20 pp.), Greece (-18 pp.), Spain (-17 pp.) and Romania (-17 pp.).

Romania (-21 pp.) and Bulgaria (-15 pp.) also recorded the largest decreases since the 2011 survey, together with Estonia, which saw a decrease of -14 pp. since 2011.

The United Kingdom (+2 pp. since 2013 and +4 pp. since 2011) and Latvia (+1 pp. and +5 pp.) are the only two countries that registered an increase in the level of participation since both 2013 and 2011. Cyprus also recorded a slight increase of 2 pp. since 2013 and Sweden an increase of 6 pp. since 2011.

In all other countries, results have remained relatively stable.

**Q1. In the last 12 months, have you participated in any activities of the following organisations? (MULTIPLE ANSWERS POSSIBLE)**  
 - % Total 'At least one organisation'



Base: All respondents (13,454)



Rates of participation in groups and clubs vary according to **socio-demographic factors**. Men are more likely than women to have participated in a sports club in the last 12 months (36% compared with 21%), and to have participated in a youth club, leisure-time club or other kind of youth organisation (18% compared with 14%).

There are also differences by age: 15-19 year-olds are the most likely age group to have participated in a sports club (38%), compared with those aged 20-24 (26%) and 25-30 (25%). 15-19 year-olds are also more likely to have been involved in a youth club, leisure-time club or other kind of youth organisation (22%, falling to 17% of 20-24 year-olds and 12% of those aged 25-30). Involvement with the other types of organisation is consistent across age groups.

Participation in most activities varies according to the level of education. Overall, respondents who finished education when they were 20 or over are the most likely to have participated in at least one of the activities (51%), higher than for those who ended education at the age of 16-19 (41%) or at the age of 15 or under (28%).

The largest differences are in relation to sports clubs (30% of those who ended education at the age of 20 or over, falling to 17% of those who ended education at the age of 15 or under) and cultural organisations (12% of those who ended education at the age of 20 or over, falling to 1% of those who ended education at the age of 15 or under).

There are also differences by occupation, with manual workers least likely to participate in the various activities. Overall, 35% of manual workers say they have participated in at least one of the activities in the past 12 months, lower than for employees (51%), those not working (50%) and self-employed respondents (49%).

Q1 In the last 12 months, have you participated in any activities of the following organisations? (MULTIPLE ANSWERS POSSIBLE)

	A sports club	A youth club, leisure-time club or any kind of youth organisation	A local organisation aimed at improving your local community	A cultural organisation	An organisation promoting human rights or global development	A political organisation or a political party	An organisation active in the domain of climate change/ environmental issues	Any other non-governmental organisation	None of these (DO NOT READ OUT)	Total 'At least one organisation'
EU28	29%	16%	11%	10%	5%	5%	3%	7%	51%	49%
<b>Sex</b>										
Male	36%	18%	11%	10%	4%	6%	3%	7%	44%	56%
Female	21%	14%	11%	10%	5%	3%	3%	7%	58%	42%
<b>Age</b>										
15-19	38%	22%	10%	9%	4%	4%	3%	6%	41%	58%
20-24	26%	17%	11%	11%	4%	5%	3%	7%	52%	48%
25-30	25%	12%	11%	9%	5%	4%	3%	8%	56%	44%
<b>Education (End of)</b>										
15-	17%	13%	5%	1%	0%	1%	2%	2%	69%	28%
16-19	23%	13%	9%	7%	3%	4%	3%	6%	59%	41%
20+	30%	15%	12%	12%	6%	5%	5%	8%	49%	51%
Still studying	35%	22%	12%	12%	6%	5%	3%	8%	41%	58%
<b>Respondent occupation scale</b>										
Self-employed	27%	14%	11%	11%	6%	6%	5%	8%	51%	49%
Employee	32%	15%	13%	9%	5%	4%	4%	8%	48%	51%
Manual workers	22%	11%	6%	5%	3%	3%	2%	6%	65%	35%
Not working	28%	18%	10%	11%	5%	5%	3%	7%	50%	50%

Base: All respondents (13,454)

## II. PARTICIPATION IN POLITICAL ELECTIONS

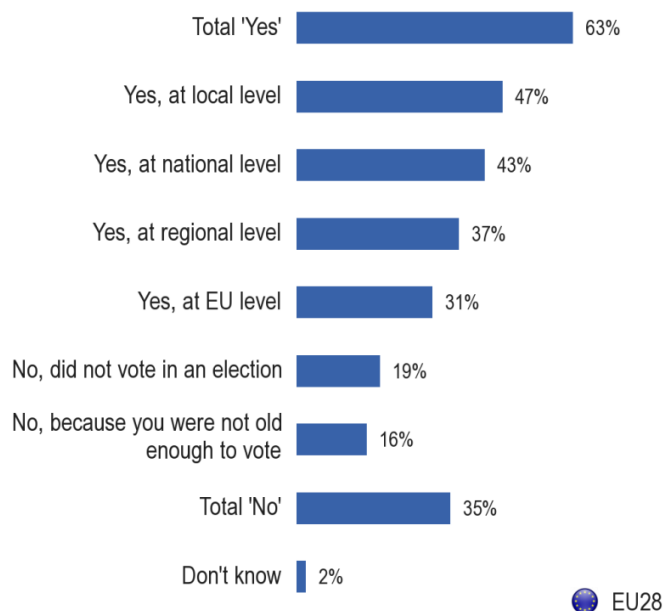
Young people were asked whether or not they have voted in a political election in the last three years, either at the local, regional, national or EU level<sup>6</sup>.

### **- Almost two-thirds of respondents have voted in a political election in the past three years -**

Almost two-thirds of respondents (63%) say that they have voted in a political election in the last three years. This is most likely to have been at a local level (47%), followed by national (43%), regional (37%)<sup>7</sup> and EU level (31%).

16% of respondents say that they were not old enough to vote.

Q2. During the last 3 years, did you vote in any political election at the local, regional, national or EU level? If you were, at that time, not eligible to vote, please say so. (MULTIPLE ANSWERS POSSIBLE)



Base: All respondents (13,454)

In 24 of the EU Member States a majority of respondents have voted in a political election in the past three years, at either the local, national, regional or EU level. Voting among young people is particularly high in Sweden (82%), Austria (79%), Slovakia (79%), Romania (78%), Belgium (77%) and Latvia (77%)<sup>8</sup>.

There are four Member States where fewer than half of respondents have voted in the past three years: the United Kingdom (45%), Cyprus (47%), Ireland (48%) and Lithuania (49%).

<sup>6</sup> Multiple answers possible for: 'Yes, at local level', 'Yes, at regional level', 'Yes, at national level' and 'Yes, at EU level'.

<sup>7</sup> Please note that not all countries have direct elections at regional level.

<sup>8</sup> In Belgium, Cyprus, Greece, and Luxembourg, voting is compulsory.






























Respondents in Sweden are the most likely to have voted at every level. At **the local level**, 78% of young people in Sweden have voted in the past three years; the next highest proportions are in Greece (64%), Belgium (62%) and Slovenia (61%). Respondents in Lithuania (20%) and Cyprus (27%) are least likely to have voted at the local level.

Around three-quarters (76%) of respondents in Sweden say they have voted at **the national level** in the past three years, again well ahead of the next highest figure (68% in Latvia), while the lowest proportions can be found in Estonia (24%) and the United Kingdom (26%).

The highest proportion of young people having voted at **the regional level** can again be seen in Sweden (77%), followed by Belgium (69%).

Respondents in Sweden (63%) and Belgium (59%) are also the most likely to have voted at **the EU level**, with the lowest proportions seen in Slovenia, Hungary, Lithuania and the United Kingdom (all 19%).

Q2. During the last 3 years, did you vote in any political election at the local, regional, national or EU level?  
If you were, at that time, not eligible to vote, please say so. (MULTIPLE ANSWERS POSSIBLE)

	Yes, at local level	Yes, at national level	Yes, at regional level	Yes, at EU level	No, did not vote in an election	No, because you were not old enough to vote	Total 'Yes'	Total 'No'
 EU28	47%	43%	37%	31%	19%	16%	63%	35%
 SE	78%	76%	77%	63%	4%	14%	82%	18%
 AT	44%	59%	47%	43%	16%	3%	79%	19%
 SK	51%	65%	51%	31%	13%	8%	79%	21%
 RO	54%	62%	33%	34%	10%	10%	78%	20%
 BE	62%	65%	69%	59%	3%	18%	77%	21%
 LV	56%	68%	4%	35%	10%	13%	77%	23%
 CZ	59%	57%	44%	22%	19%	6%	74%	25%
 EL	64%	52%	60%	42%	12%	14%	73%	26%
 SI	61%	39%	28%	19%	16%	12%	71%	28%
 DK	58%	39%	41%	43%	11%	20%	68%	31%
 BG	42%	53%	31%	38%	23%	10%	66%	33%
 DE	47%	35%	42%	35%	17%	16%	65%	33%
 ES	45%	43%	38%	42%	24%	8%	65%	32%
 IT	46%	43%	44%	34%	15%	18%	65%	33%
 FI	37%	43%	26%	28%	21%	12%	65%	33%
 FR	48%	51%	29%	22%	16%	18%	64%	34%
 MT	45%	55%	2%	46%	5%	32%	63%	37%
 NL	47%	53%	38%	36%	9%	27%	62%	36%
 PL	52%	38%	41%	28%	26%	13%	60%	39%
 LU	31%	45%	20%	32%	12%	31%	56%	43%
 PT	43%	36%	32%	23%	29%	11%	56%	40%
 HR	44%	29%	32%	33%	20%	23%	55%	43%
 HU	43%	41%	24%	19%	28%	18%	54%	46%
 EE	44%	24%	14%	28%	24%	22%	53%	46%
 LT	20%	33%	16%	19%	27%	20%	49%	47%
 IE	40%	30%	26%	30%	35%	15%	48%	50%
 CY	27%	32%	20%	22%	23%	30%	47%	53%
 UK	35%	26%	19%	19%	30%	22%	45%	52%

**Highest percentage per country**

*Lowest percentage per country*

Highest percentage per item

Lowest percentage per item

Base: All respondents (13,454)

\*Please note that not all countries have direct elections at regional level.

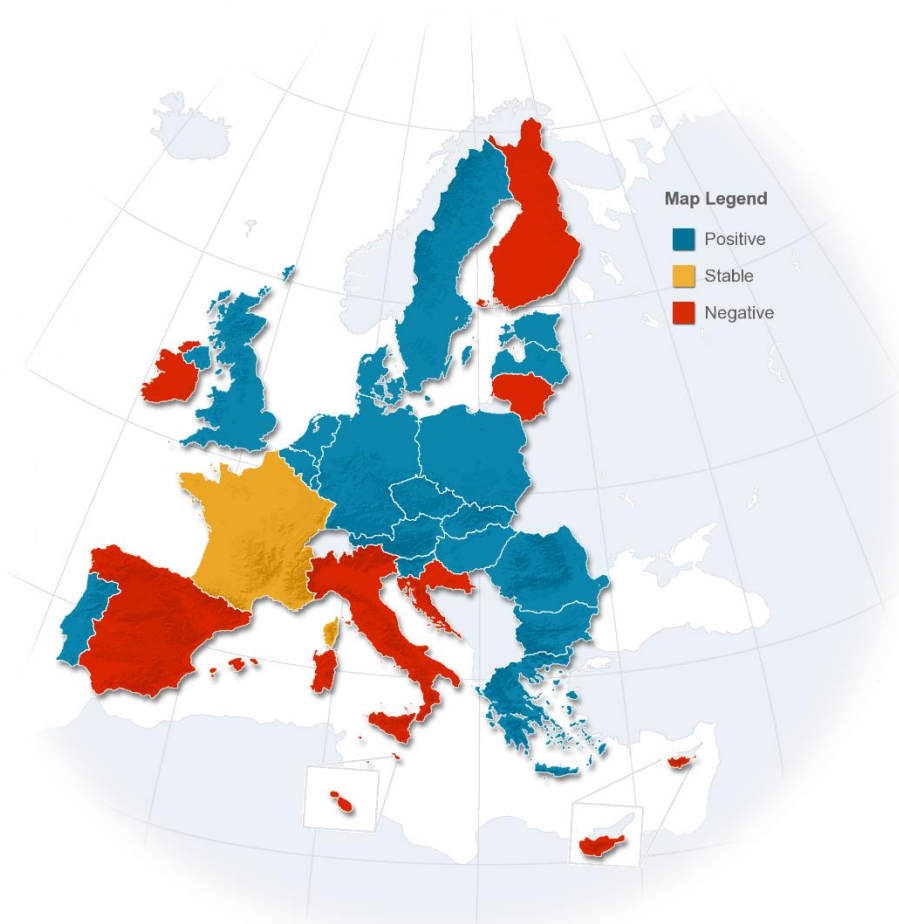
This question was asked differently in the 2013 survey (FL375): the EU level was excluded (as there had not been any EU election during the past three years), and the response categories were different. However, it is possible to make a broad comparison with this survey by excluding the ‘EU level’ answer from the current survey findings. This shows a small increase (of 4 pp.) in the proportion of young people who say they have voted in the past 3 years at the local, national or regional level, but this varies considerably by country.

Increases can be seen in 19 Member States, with the largest increases in Sweden (up 33 pp.) and Slovakia (up 26 pp.). Of the eight countries where a decrease in voting can be observed, the largest decreases can be found in Malta, Croatia and Cyprus (down 17 pp. in each country).

	SE	82%	+33
	SK	78%	+26
	HU	54%	+15
	RO	76%	+13
	CZ	73%	+13
	AT	73%	+11
	LV	75%	+10
	DK	65%	+9
	SI	70%	+7
	BG	63%	+7
	DE	60%	+7
	PL	59%	+7
	EL	72%	+6
	PT	54%	+6
	EE	50%	+6
	UK	44%	+6
	EU28	60%	+4
	BE	76%	+3
	LU	52%	+3
	NL	62%	+2
	FR	64%	=
	LT	46%	-2
	ES	57%	-4
	FI	59%	-5
	IE	47%	-9
	IT	61%	-10
	MT	59%	-17
	HR	50%	-17
	CY	42%	-17

Question: Q2. During the last 3 years, did you vote in any political election at the local, regional, national or EU level? If you were, at that time, not eligible to vote, please say so. (MULTIPLE ANSWERS POSSIBLE)

Answers: Total 'Voted at local, regional or national level'



Evolution FL408 Dec.2014 - FL375 Apr.2013




Base: All respondents (13,454)

When looking at the **socio-demographic profile**, the biggest difference in voting behaviour is by education level. Those who ended their education at the age of 20 or over (82%) are much more likely to have voted in a political election in the past three years than those who ended their education at the age of 16-19 (64%), while the proportion is lower still among those who left education at the age of 15 or under (51%). This difference applies to all levels of elections; for example, 45% of those who ended education at the age of 20 or over say they have voted at the EU level, falling to 19% of those who finished education at the age of 15 or under.

Men are more likely than women to have voted in a political election in the past three years (65% compared with 61%). Again, this difference applies to elections at all of the different levels (for example, 45% of men have voted at a national level, compared with 40% of women). Younger respondents aged 15-19 are less likely to have voted than other age groups, although to some extent this could be because they were too young to vote.

As already noted in the 2013 Flash Eurobarometer Survey (No. 375), there is a relationship between voting and participation in other activities. Respondents who have taken part in organised activities of some kind are more likely to have voted than those who have not participated in these activities (67% compared with 60%). Similarly, respondents who have taken part in cultural activities (described in the next section) are more likely to have voted, compared with those that have not participated in cultural activities (65% compared with 49%).

Q2 During the last 3 years, did you vote in any political election at the local, regional, national or EU level? If you were, at that time, not eligible to vote, please say so. (MULTIPLE ANSWERS POSSIBLE)

	Yes, at local level	Yes, at national level	Yes, at regional level	Yes, at EU level	No, did not vote in an election	No, because you were not old enough to vote	Total 'Yes'	Total 'No'
EU28	47%	43%	37%	31%	19%	16%	63%	35%
 <b>Sex</b>								
Male	48%	45%	38%	33%	19%	15%	65%	34%
Female	46%	40%	35%	29%	20%	16%	61%	36%
 <b>Age</b>								
15-19	18%	9%	10%	9%	14%	57%	28%	71%
20-24	54%	53%	42%	35%	21%	2%	75%	23%
25-30	60%	57%	50%	42%	22%	0%	76%	22%
 <b>Education (End of)</b>								
15-	37%	33%	30%	19%	33%	14%	51%	47%
16-19	47%	41%	38%	30%	28%	6%	64%	34%
20+	65%	65%	53%	45%	16%	0%	82%	16%
Still studying	37%	32%	26%	25%	11%	36%	51%	47%
<b>Participated in activities</b>								
At least one	51%	46%	40%	35%	13%	19%	67%	32%
Youth club	50%	40%	37%	33%	12%	23%	63%	35%
None	44%	40%	34%	27%	25%	12%	60%	37%
<b>Participation in cultural activities</b>								
Total 'Yes'	49%	44%	38%	33%	17%	16%	65%	33%
No	33%	31%	23%	19%	38%	11%	49%	49%

Base: All respondents (13,454)

### III. PARTICIPATION IN CULTURAL ACTIVITIES

This section examines young people's participation in cultural activities, such as visiting buildings, monuments, the cinema, theatre or the arts. The findings are compared with those from the survey "Youth on the move" (No. 319a), which was conducted in February 2011<sup>9</sup>.

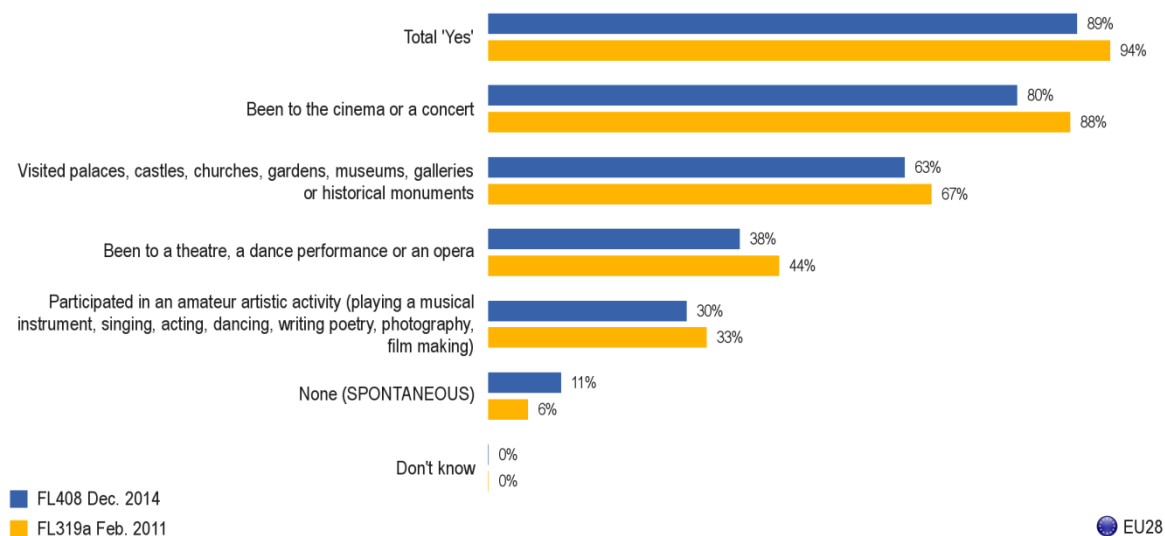
**- Most young people have participated in cultural activities, most commonly the cinema or a concert -**

A large majority of young people (89%) say they have participated in at least one type of cultural activity in the past 12 months. This is most likely to have been a visit to the cinema or a concert (80%), while 63% have been to a visitor attraction (such as a palace, castle, church, garden, museum, gallery or historical monument). Young people are less likely to have been to a theatre, dance performance or opera (38%), or to have participated in an amateur artistic activity (30%).

Overall, the level of participation has decreased by 5 percentage points since 2011, when 94% of young people said they had participated in at least one of the cultural activities.

When looking at the different types of cultural activities, the largest decreases since the 2011 survey were seen in going to the cinema or a concert (-8 pp.) and going to a theatre, a dance performance or an opera (-6 pp.).

Q10. In the last 12 months, have you participated in any of the following cultural activities?



Base: All respondents (13,454)

<sup>9</sup> The question was asked slightly differently in the 2011 survey. However, comparisons are still possible.

In 16 EU Member States, 90% or more of young people say they **have participated in at least one type of cultural activity** in the past 12 months. The highest proportions can be seen in Denmark (96%), the Czech Republic, Slovakia and Sweden (all 95%). By contrast, less than three-quarters of respondents have participated in a cultural activity in Romania (71%), Bulgaria (71%) and Hungary (74%).

**A visit to the cinema or a concert** is the most popular cultural activity in every country, with the highest proportions seen in Denmark (89%), Sweden (87%) and the Netherlands (87%). Respondents in Romania (54%), Bulgaria (59%) and Hungary (60%) are least likely to have been to the cinema or a concert in the past 12 months.






























Respondents in the Czech Republic (83%), Slovakia (80%), Denmark (79%) and Latvia (79%) are the most likely to have **visited a monument or attraction** in the past 12 months, while the lowest proportions can be found in Malta (43%), Romania (46%) and Bulgaria (49%).

Respondents in Estonia are the most likely to **have been to a theatre, dance performance or opera** in the past 12 months (62%), with the lowest proportion seen in Malta (26%).

Participation in **an amateur artistic activity** is most common among respondents in Austria (46%), followed by Estonia (44%) and Germany (42%). Respondents in Bulgaria (13%), Hungary (14%), Cyprus (15%) and Romania (16%) are least likely to have taken part in an amateur artistic activity.



**Q10. In the last 12 months, have you participated in any of the following cultural activities?  
(MULTIPLE ANSWERS POSSIBLE)**

	Been to the cinema or a concert	Visited palaces, castles, churches, gardens, museums, galleries or historical monuments	Been to a theatre, a dance performance or an opera	Participated in an amateur artistic activity (playing a musical instrument, singing, acting, dancing, writing poetry, photography, film making)	None (SPONTANEOUS)
 EU28	80%	63%	38%	30%	11%
 DK	89%	79%	40%	38%	4%
 CZ	84%	83%	49%	32%	5%
 SK	82%	80%	48%	30%	5%
 SE	87%	74%	43%	25%	4%
 DE	83%	63%	37%	42%	6%
 NL	87%	71%	43%	26%	6%
 EE	86%	70%	62%	44%	7%
 LV	81%	79%	55%	40%	7%
 LU	84%	70%	43%	31%	7%
 BE	83%	56%	44%	33%	8%
 LT	82%	74%	50%	31%	8%
 AT	83%	62%	40%	46%	8%
 FI	84%	72%	42%	30%	8%
 ES	83%	69%	42%	32%	10%
 SI	81%	54%	40%	20%	10%
 UK	83%	66%	42%	30%	10%
 IE	83%	59%	40%	35%	11%
 FR	85%	59%	33%	28%	11%
 IT	76%	61%	31%	21%	12%
 PT	79%	61%	35%	26%	12%
 PL	74%	59%	37%	30%	13%
 HR	71%	54%	41%	21%	16%
 EL	65%	55%	36%	18%	18%
 CY	64%	61%	43%	15%	18%
 MT	67%	43%	26%	22%	21%
 HU	60%	51%	31%	14%	26%
 BG	59%	49%	38%	13%	29%
 RO	54%	46%	32%	16%	29%

**Highest percentage per country**

*Lowest percentage per country*

Highest percentage per item

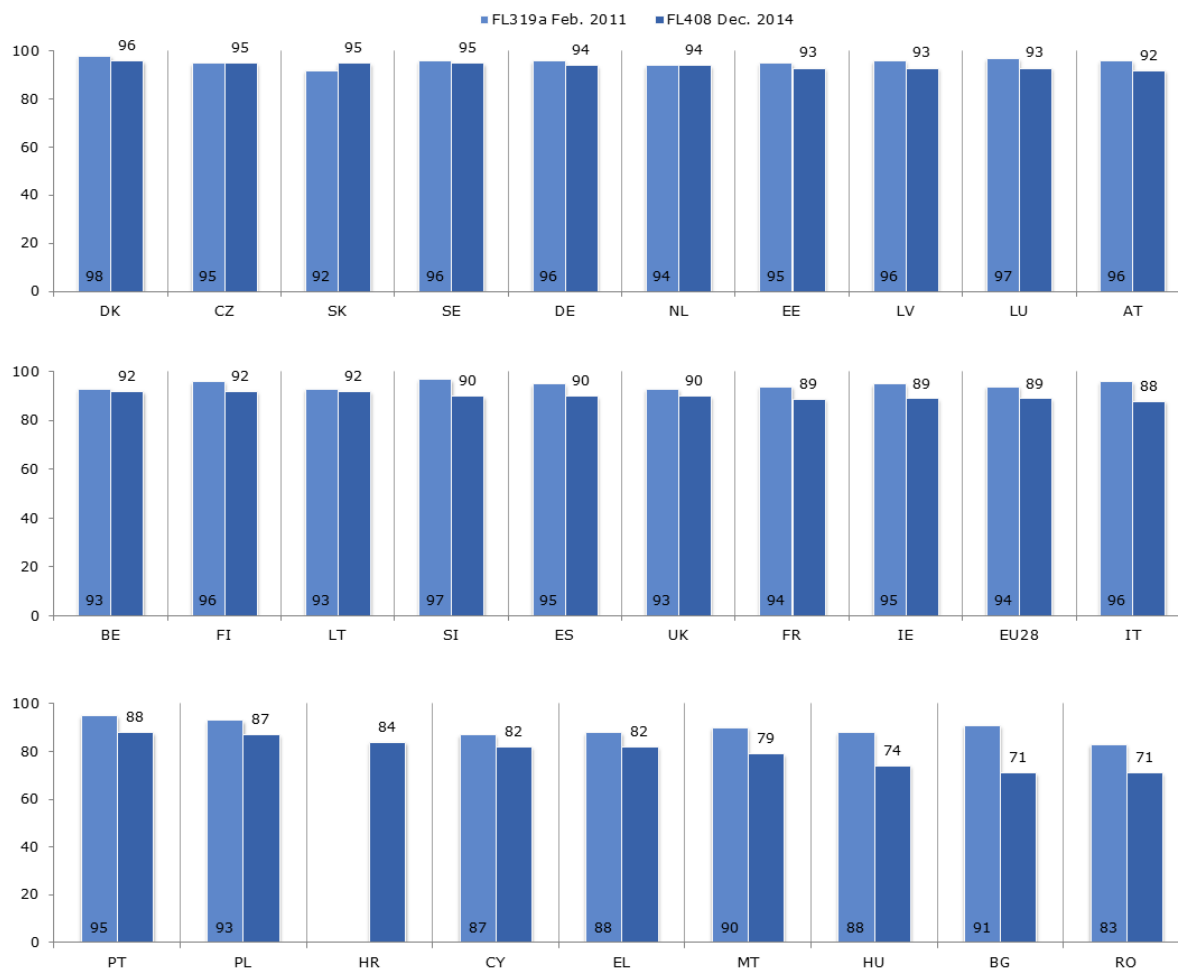
Lowest percentage per item

Base: All respondents (13,454)

Participation levels are lower compared with 2011 in most Member States. The largest decreases can be seen in Bulgaria (-20 pp.), Hungary (-14 pp.), Romania (-12 pp.) and Malta (-11pp.).

Slovakia is the only country where respondents are more likely than in 2011 to have participated in a cultural activity (+3 pp.). In all other countries, results have remained relatively stable.

**Q10. In the last 12 months, have you participated in any of the following cultural activities? (MULTIPLE ANSWERS POSSIBLE)**  
 - % Total 'Yes'



Base: All respondents (13,454)

The main **socio-demographic difference** is by level of education. Respondents who finished their education at the age of 20 or over are more likely to have participated in a cultural activity (91%) than those who ended education at the age of 16-19 (85%) or at the age of 15 or under (74%). The difference is greatest in relation to visits to monuments or attractions (70% of those who finished their education at the age of 20 or over, falling to 43% of those who ended education at the age of 15 or under) and visits to a theatre, dance performance or opera (42%, falling to 17%).

Participation in cultural activities is also lower among manual workers (84% compared with at least 89% in the other occupation categories), especially in relation to visits to a theatre, dance performance or opera (26% compared with at least 38% in the other occupation groups).

Young people aged 15-19 are more likely than older respondents to have participated in a cultural activity (92% compared with 88% of those aged 20 or over). In particular, they are more likely to have been to a theatre, dance performance or opera (43% compared with 36% of those aged 20 or over) and to have participated in an amateur artistic activity (36% compared with 31% of 20-24 year-olds and 24% of those aged 25-30).

Women are more likely than men to have visited a theatre, dance performance or opera (42% compared with 34%), but otherwise participation in cultural activities is similar between women and men.

Q10 In the last 12 months, have you participated in any of the following cultural activities? (MULTIPLE ANSWERS POSSIBLE)

	Been to the cinema or a concert	Visited palaces, castles, churches, gardens, museums, galleries or historical monuments	Been to a theatre, a dance performance or an opera	Participated in an amateur artistic activity (playing a musical instrument, singing, acting, dancing, writing poetry, photography, film making)	None (DO NOT READ OUT)	Total 'Yes'
EU28	80%	63%	38%	30%	11%	89%
<b>Sex</b>						
Male	80%	63%	34%	29%	10%	90%
Female	79%	63%	42%	31%	11%	89%
<b>Age</b>						
15-19	83%	62%	43%	36%	8%	92%
20-24	81%	61%	36%	31%	12%	88%
25-30	77%	65%	36%	24%	12%	88%
<b>Education (End of)</b>						
15-	60%	43%	17%	22%	26%	74%
16-19	74%	56%	27%	22%	15%	85%
20+	83%	70%	42%	30%	8%	91%
Still studying	85%	68%	48%	38%	6%	94%
<b>Respondent occupation scale</b>						
Self-employed	80%	66%	38%	26%	11%	89%
Employee	83%	67%	38%	27%	8%	92%
Manual workers	73%	53%	26%	23%	16%	84%
Not working	79%	61%	39%	32%	11%	89%

Base: All respondents (13,454)

#### IV. PARTICIPATION IN ORGANISED VOLUNTARY ACTIVITIES

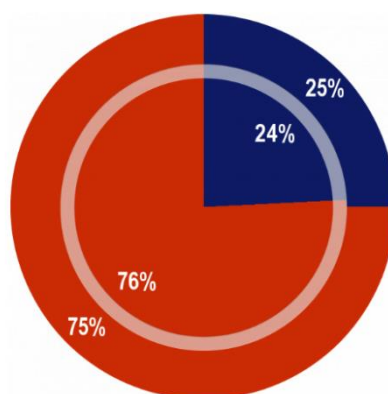
This section looks at young people's involvement in organised voluntary activities. Firstly, it examines whether young people have participated in any organised voluntary activities in the past 12 months, and then looks at the nature of these activities: the area or country they were focused on, and the type of issue they addressed (e.g. human rights). Young people were also asked whether they had received any formal recognition for their participation in voluntary activities, and whether they had received contributions for any expenses they had incurred.

##### 4.1. Participation in voluntary activities in the last 12 months

**- A quarter of young people in the EU have been involved in an organised voluntary activity, mostly aimed at their local community -**

A quarter (25%) of young people in the EU say that they have been involved in an organised voluntary activity in the past 12 months. This is very similar to the proportion observed in the Flash Eurobarometer survey "Youth on the Move" (No. 319a) in February 2011, when 24% said that they had participated in an organised voluntary activity.

Q3. In the last 12 months, have you been involved in any organised voluntary activities?



● Yes  
● No  
● Don't know

Inner pie : FL319a Feb.2011

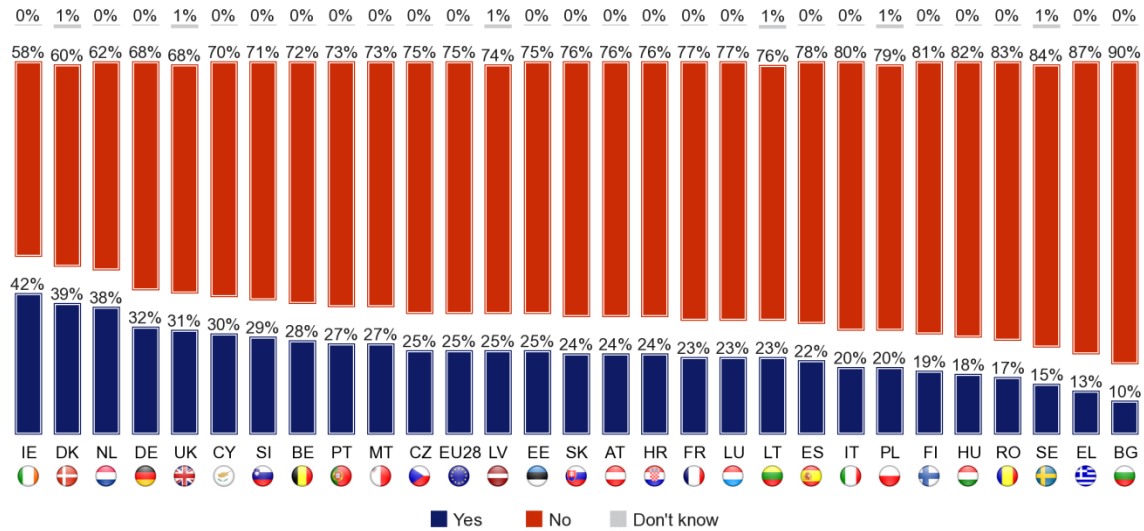
Outer pie : FL408 Dec.2014

● EU28

Base: All respondents (13,454)






























There is considerable variation by individual country in the proportion of young people who have participated in organised voluntary activities. More than a third of young people in Ireland (42%), Denmark (39%) and the Netherlands (38%) have participated in organised voluntary activities, while respondents in Bulgaria (10%), Greece (13%) and Sweden (15%) are least likely to have done so.

Q3. In the last 12 months, have you been involved in any organised voluntary activities?



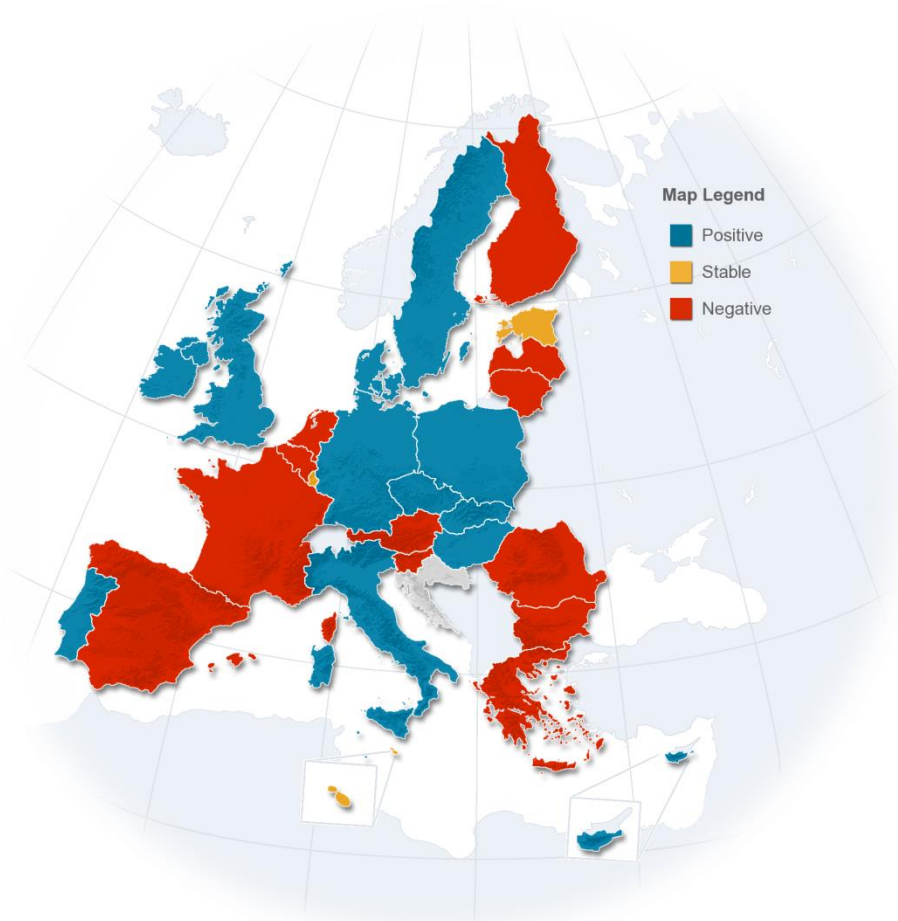
Base: All respondents (13,454)

Compared with the findings from February 2011, young people are now either equally or less likely to have been involved in organised voluntary activities. The largest increases can be seen in Cyprus (+8 pp.), Italy (+7pp.) and Portugal (+6pp.), while the largest decreases can be seen in Bulgaria (-12 pp.), Romania (-8 pp.), Slovenia (-7 pp.) and Lithuania (-6 pp.).

 CY	30%	+8
 IT	20%	+7
 PT	27%	+6
 IE	42%	+4
 CZ	25%	+4
 SK	24%	+4
 PL	20%	+4
 DK	39%	+3
 DE	32%	+3
 UK	31%	+2
 SE	15%	+2
 EU28	25%	+1
 HU	18%	+1
 MT	27%	=
 EE	25%	=
 LU	23%	=
 BE	28%	-1
 ES	22%	-1
 NL	38%	-2
 FR	23%	-3
 FI	19%	-3
 EL	13%	-3
 AT	24%	-4
 LV	25%	-5
 LT	23%	-6
 SI	29%	-7
 RO	17%	-8
 BG	10%	-12
 HR	24%	-

Question: Q3. In the last 12 months, have you been involved in any organised voluntary activities?

Answers: Yes



Evolution FL408 Dec.2014 - FL319a Feb.2011

Base: All respondents (13,454)

A **socio-demographic analysis** shows that respondents who finished their education at the age of 20 or over are more likely to have participated in organised voluntary activities (26%) than those who ended education at the age of 16-19 (20%) or at the age of 15 or under (15%). Participation is also lower among manual workers (17% compared with 25%-27% in the other occupation groups).

Young people living in a rural village are more likely to have participated in organised voluntary activities (29%) than those in either a small or mid-size town or large town (both 24%). There is also a difference by age: young people aged 15-19 are more likely than older respondents to have participated in organised voluntary activities (29% compared with 26% of 20-24 year-olds and 23% of 25-30 year-olds).

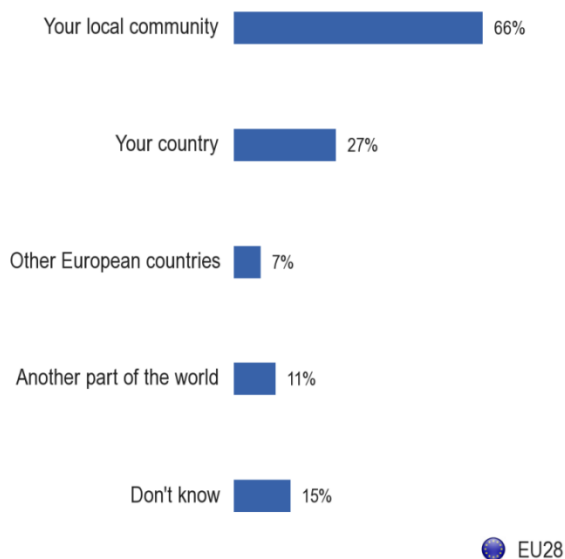
**Q3 In the last 12 months, have you been involved in any organised voluntary activities?**

	Yes	No
EU28	25%	75%
<b>Age</b>		
15-19	29%	71%
20-24	26%	74%
25-30	23%	77%
<b>Education (End of)</b>		
15-	15%	85%
16-19	20%	80%
20+	26%	74%
Still studying	31%	69%
<b>Subjective urbanisation</b>		
Rural village	29%	71%
Small/ Mid-size town	24%	76%
Large town	24%	76%
<b>Respondent occupation scale</b>		
Self-employed	27%	73%
Employee	25%	75%
Manual workers	17%	83%
Not working	26%	74%

Base: All respondents (13,454)

Those involved in organised voluntary activities were asked about the focus of the activities. Respondents are most likely to say that voluntary activities were aimed at changing something in their local community (66%), while around a quarter say that the activities were aimed at their country as a whole (27%). Respondents are less likely to say the voluntary activities were aimed at changing something in other European countries (7%) or other parts of the world (11%).

Q4. Were these voluntary activities aimed at changing something in .....?  
(MULTIPLE ANSWERS POSSIBLE)



*Base: Respondents who have been involved in organised voluntary activities in the last 12 months (3,377)*

In all except two countries, respondents are most likely to say that voluntary activities were aimed at changing something in their local community. The exceptions are Malta and Luxembourg, where respondents are more likely to say that the activities were aimed at their country as a whole.

The proportions who say activities were aimed at their local community are highest among respondents in Hungary (80%), Romania (75%) and Austria (74%), while the lowest proportions can be seen in Luxembourg (36%), the Netherlands (38%) and Malta (39%).






























Respondents in Malta (56%) are the most likely to say that voluntary activities were aimed at their own country, followed by those in the Czech Republic (46%), Cyprus (46%), Croatia (45%) and Sweden (45%). The lowest proportions are found in Slovakia (14%), Germany (15%) and the Netherlands (16%).

Respondents in Sweden are the most likely to say that voluntary activities were aimed at changing something in other European countries (19%), followed by respondents in Luxembourg (16%). Respondents in the same two countries are also the most likely to say that voluntary activities were aimed at another part of the world (33% in Luxembourg, 29% in Sweden).



The lowest proportions who say activities were aimed outside of their own country can be observed in Hungary (1% aimed at other European countries, 2% at other parts of the world), Latvia (3% and 1% respectively) and Slovenia (3% and 1% respectively).

**Q4. Were these voluntary activities aimed at changing something in .....?**  
(MULTIPLE ANSWERS POSSIBLE)

		Your local community	Your country	Other European countries	Another part of the world	Don't know
	EU28	66%	27%	7%	11%	15%
	BE	48%	33%	10%	20%	29%
	BG	53%	40%	12%	4%	20%
	CZ	53%	46%	5%	7%	14%
	DK	50%	28%	10%	20%	23%
	DE	71%	15%	5%	7%	20%
	EE	62%	29%	6%	4%	9%
	IE	72%	29%	5%	12%	7%
	EL	70%	44%	6%	5%	5%
	ES	72%	39%	7%	7%	10%
	FR	67%	18%	11%	18%	18%
	HR	57%	45%	6%	5%	11%
	IT	62%	30%	4%	4%	4%
	CY	51%	46%	6%	5%	3%
	LV	63%	28%	3%	1%	12%
	LT	52%	38%	4%	2%	14%
	LU	36%	41%	16%	33%	11%
	HU	80%	23%	1%	2%	4%
	MT	39%	56%	3%	4%	10%
	NL	38%	16%	5%	10%	45%
	AT	74%	20%	5%	8%	9%
	PL	71%	31%	4%	4%	4%
	PT	59%	40%	8%	3%	6%
	RO	75%	23%	3%	3%	0%
	SI	67%	23%	3%	1%	11%
	SK	57%	14%	6%	2%	31%
	FI	42%	18%	7%	18%	37%
	SE	61%	45%	19%	29%	10%
	UK	72%	35%	10%	18%	15%

Highest percentage per country	Lowest percentage per country
Highest percentage per item	Lowest percentage per item

Base: Respondents who have been involved in organised voluntary activities in the last 12 months (3,377)

A **socio-demographic analysis** shows that young people living in a rural village are the least likely to have participated in organised voluntary activities that were aimed at changing something outside of their own community.

One fifth (18%) say that activities were aimed at their country as a whole (compared with 31% of those in a small or mid-size town and 32% of those in a large town), 4% say activities were aimed at other European countries (compared with 7% and 9% respectively) and 7% at another part of the world (compared with 13% and 11% respectively).

The proportions who say activities were aimed at the local community were similar across the different types of area (67% for those living in rural areas, 65% for small or mid-size towns and 66% for large towns).

There are no clear patterns for other demographic sub-groups (e.g. gender or age).

**Q4 Were these voluntary activities aimed at changing something in .....? (MULTIPLE ANSWERS POSSIBLE)**

	Your local community	Your country	Other European countries	Another part of the world	Don't know
EU28	66%	27%	7%	11%	15%
<b>Subjective urbanisation</b>					
Rural village	67%	18%	4%	7%	19%
Small/ Mid-size town	65%	31%	7%	13%	13%
Large town	66%	32%	9%	11%	14%

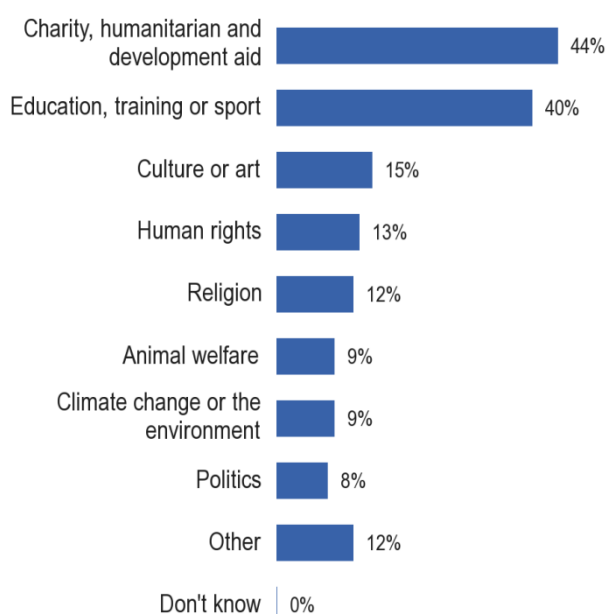
*Base: Respondents who have been involved in organised voluntary activities in the last 12 months (3,377)*

## 4.2. Areas of voluntary activities

### - Voluntary activities are most commonly related to charity, humanitarian and development aid, or education, training and sport -

There are two main areas of focus for voluntary activities undertaken by young people: charity, humanitarian and development aid (44%) and education, training and sport (40%). Voluntary activities also cover a number of other issues: culture or art (15%), human rights (13%), religion (12%), animal welfare (9%), climate change or the environment (9%) and politics (8%).

Q5. In the last 12 months, which of the following were your voluntary activities related to? (MAX. 3 ANSWERS)



 EU28

*Base: Respondents who have been involved in organised voluntary activities in the last 12 months (3,377)*

In all Member States, the most common area for voluntary activities is either charity, humanitarian and development aid or education, training or sport.

Respondents in Cyprus (71%), Croatia (70%), Poland (70%) and Portugal (68%) are most likely to be involved in voluntary activities related to **charity, humanitarian and development aid**, while the lowest proportions can be seen in Estonia (29%), Lithuania (30%), Hungary (32%) and Denmark (33%).

Young people in the United Kingdom are most likely to participate in voluntary activities related to **education, training and sport** (50%), followed by those in France (49%) and Denmark (48%), while respondents are least likely to take part in these types of activity in Cyprus (18%) and Italy (19%).






























The highest proportion of respondents who have taken part in voluntary activities related to **culture or art** can be found in Latvia (34%), followed by Slovenia (29%) and Slovakia (29%), while the lowest figures can be seen in Croatia (7%) and Italy (7%).

Respondents in Sweden are much more likely than those in other countries to take part in voluntary activities related to **human rights** (28%) and **politics** (25%). Young people in Romania (3%) and Estonia (4%) are least likely to participate in voluntary activities related to human rights, while the lowest proportions involved in activities related to **politics** can be seen in France, Malta, Poland and Slovakia (all 2%).

Young people in Bulgaria (26%) are most likely to take part in voluntary activities related to **religion**, while the lowest proportions can be found in Estonia (1%) and Greece (1%).

Respondents in Latvia (28%) are most likely to be involved in activities related to **climate change or the environment**, followed by those in Greece (22%), Luxembourg (22%) and Estonia (21%); the lowest figure can be seen in Poland (3%). The highest proportion of respondents involved in activities related to **animal welfare** can also be found in Latvia (21%), while the lowest proportion can be seen in Germany (3%).

Q5. In the last 12 months, which of the following were your voluntary activities related to? (MAX. 3 ANSWERS)

		Charity, humanitarian and development aid	Education, training or sport	Culture or art	Human rights	Religion	Animal welfare	Climate change or the environment	Politics	Other
	EU28	44%	40%	15%	13%	12%	9%	9%	8%	12%
	BE	43%	46%	23%	22%	7%	15%	10%	5%	17%
	BG	55%	25%	23%	5%	26%	10%	15%	8%	9%
	CZ	38%	36%	24%	13%	6%	17%	11%	7%	13%
	DK	33%	48%	14%	14%	8%	4%	6%	14%	16%
	DE	34%	44%	16%	8%	21%	3%	8%	9%	10%
	EE	29%	23%	18%	4%	1%	5%	21%	3%	15%
	IE	49%	41%	14%	20%	7%	9%	5%	7%	13%
	EL	48%	40%	14%	19%	1%	10%	22%	7%	0%
	ES	41%	46%	16%	19%	6%	15%	15%	14%	8%
	FR	43%	49%	18%	9%	8%	14%	10%	2%	12%
	HR	70%	24%	7%	15%	4%	13%	5%	9%	2%
	IT	49%	19%	7%	17%	11%	5%	7%	8%	24%
	CY	71%	18%	13%	11%	7%	15%	14%	5%	4%
	LV	45%	38%	34%	6%	3%	21%	28%	7%	10%
	LT	30%	26%	21%	9%	4%	11%	18%	4%	6%
	LU	42%	41%	22%	20%	2%	19%	22%	18%	13%
	HU	32%	29%	13%	8%	8%	16%	14%	8%	21%
	MT	47%	27%	16%	9%	18%	6%	7%	2%	18%
	NL	34%	45%	15%	6%	15%	7%	7%	5%	15%
	AT	47%	32%	18%	12%	8%	7%	6%	10%	13%
	PL	70%	23%	14%	14%	5%	14%	3%	2%	5%
	PT	68%	33%	20%	18%	7%	14%	5%	5%	3%
	RO	55%	23%	11%	3%	13%	9%	6%	7%	2%
	SI	45%	37%	29%	10%	9%	10%	9%	3%	4%
	SK	34%	27%	29%	5%	8%	10%	17%	2%	11%
	FI	37%	31%	19%	16%	11%	11%	6%	6%	20%
	SE	34%	32%	17%	28%	6%	12%	10%	25%	14%
	UK	47%	50%	12%	16%	13%	8%	8%	12%	14%

Highest percentage per country

Lowest percentage per country

Highest percentage per item

Lowest percentage per item

Base: Respondents who have been involved in organised voluntary activities in the last 12 months (3,377)

Looking at **socio-demographic variations**, women are more likely than men to participate in voluntary activities related to charity, humanitarian and development aid (47% compared with 41%) and animal welfare (12% compared with 7%), while men are more likely than women to be involved in activities related to education, training or sport (42% compared with 38%).

Findings are generally consistent across the different age groups, except that young people aged 15-19 are more likely to be involved in voluntary activities related to charity, humanitarian and development aid (48% compared with 43% of 20-24 year-olds and 42% of 25-30 year-olds), but are less likely to be involved in activities related to culture or art (10% compared with 17% of those aged 20 or over).

More highly educated young people are more likely to be involved in two types of voluntary activity: those related to education, training or sport (45% of those who ended education at the age of 20 or over, compared with 35% of those finishing education at 16-19 and 28% of those ending education at the age of 15 or under), and activities related to culture or art (21% of those who ended education at the age of 20 or over, compared with 13% of those finishing education at 16-19 and 4% of those ending education at the age of 15 or under).

Young people living in a rural village are more likely to participate in voluntary activities related to education, training or sport (43% compared with 40% of those in a small/mid-size town and 36% living in a large town) and climate change or the environment (13%, 7% and 7% respectively). However, they are less likely to be involved in activities related to charity, humanitarian and development aid (39% compared with 46% of those in a small/mid-size town and 48% living in a large town) and human rights (9%, 14% and 15% respectively).

Q5 In the last 12 months, which of the following were your voluntary activities related to? (MAX. 3 ANSWERS)

	Charity, humanitarian and development aid	Education, training or sport	Culture or art	Human rights	Religion	Animal welfare	Climate change or the environment	Politics	Other
EU28	44%	40%	15%	13%	12%	9%	9%	8%	12%
<b>Sex</b>									
Male	41%	42%	17%	11%	11%	7%	10%	10%	13%
Female	47%	38%	14%	14%	13%	12%	7%	6%	11%
<b>Age</b>									
15-19	48%	40%	10%	13%	11%	9%	9%	9%	11%
20-24	43%	39%	17%	13%	13%	9%	8%	8%	11%
25-30	42%	40%	17%	13%	11%	9%	9%	7%	13%
<b>Education (End of)</b>									
15-	55%	28%	4%	2%	7%	9%	7%	1%	19%
16-19	44%	35%	13%	11%	12%	10%	7%	8%	12%
20+	42%	45%	21%	14%	13%	11%	8%	8%	9%
Still studying	44%	41%	14%	14%	11%	8%	10%	9%	12%
<b>Subjective urbanisation</b>									
Rural village	39%	43%	16%	9%	14%	7%	13%	6%	14%
Small/ Mid-size town	46%	40%	14%	14%	12%	12%	7%	6%	10%
Large town	48%	36%	16%	15%	9%	9%	7%	13%	11%

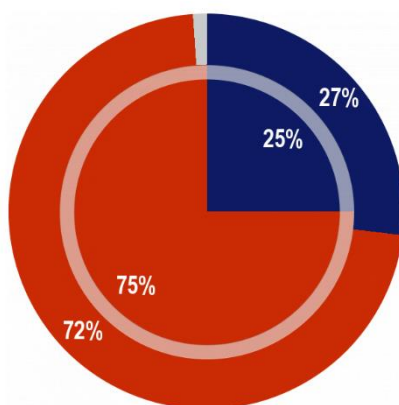
Base: Respondents who have been involved in organised voluntary activities in the last 12 months (3,377)

### 4.3. Receiving a certificate or diploma for voluntary activities

#### **- More than a quarter of young volunteers have received formal recognition for their participation -**

More than a quarter (27%) of young people who have been involved in organised voluntary activities say that they have received formal recognition (for example through a certificate or diploma). This proportion is slightly higher than in the Flash Eurobarometer survey "Youth on the Move" (No. 319a) conducted in February 2011, when 25% said they had received formal recognition.

Q6. Did you receive a certificate, diploma or other formal recognition for your participation in these voluntary activities?



- Yes
- No
- Don't know

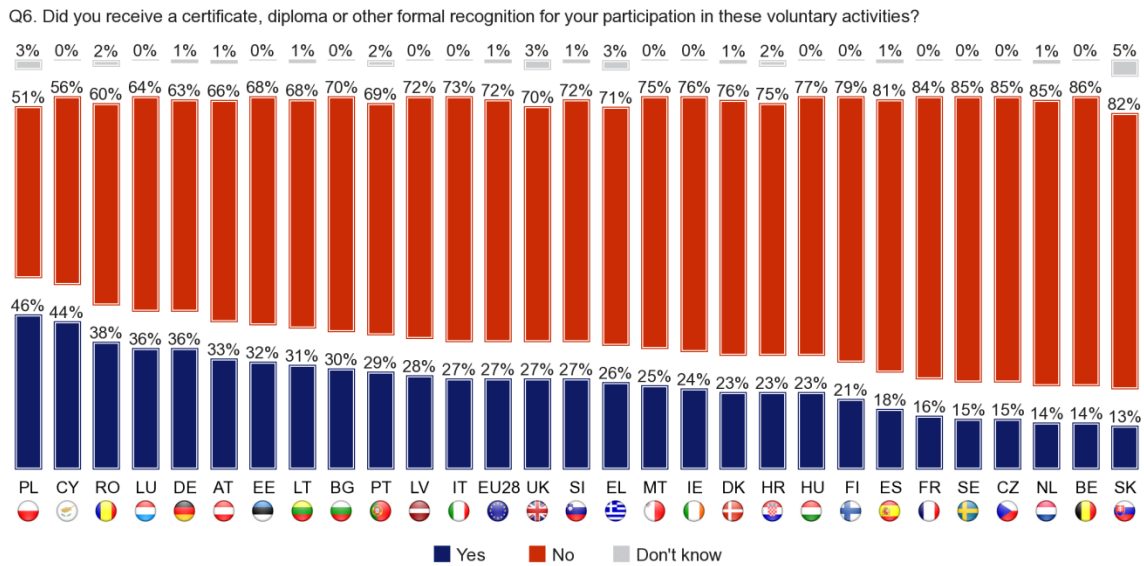
Inner pie : FL319a Feb.2011

Outer pie : FL408 Dec.2014

EU28

*Base: Respondents who have been involved in organised voluntary activities in the last 12 months (3,377)*

Respondents in Poland (46%) and Cyprus (44%) are more likely than those in other Member States to say that they have received formal recognition for participation in voluntary activities, while the lowest proportions can be seen in Slovakia (13%), Belgium (14%), the Netherlands (14%), the Czech Republic (15%), Sweden (15%) and France (16%).

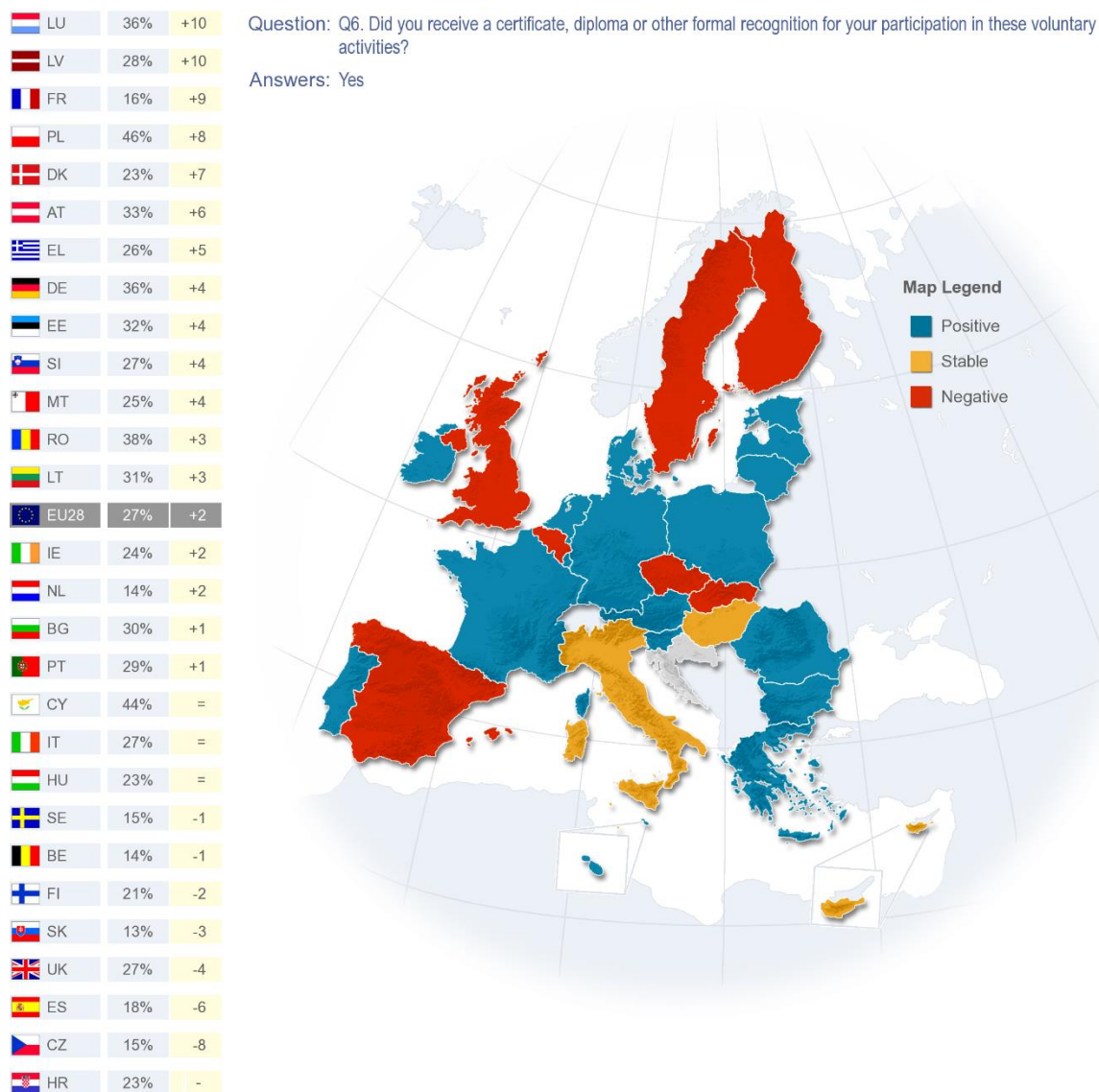


Base: Respondents who have been involved in organised voluntary activities in the last 12 months (3,377)



Across the EU as a whole, there has been an increase in 17 Member States since 2011 in the proportion of young people who have received formal recognition for participation in voluntary activities. The largest increases can be seen in Luxembourg (up 10 pp.), Latvia (up 10 pp.), France (up 9 pp.) and Poland (up 8 pp.).

Seven countries show a decrease in the proportion of young people who have received formal recognition for participation in voluntary activities. The largest decreases can be found in the Czech Republic (down 8 pp.) and Spain (down 6 pp.).




Evolution FL408 Dec.2014 - FL319a Feb.2011

Base: Respondents who have been involved in organised voluntary activities in the last 12 months (3,377)

A **socio-demographic analysis** shows that there are differences by age group in the proportion of young people who have received formal recognition for participation in voluntary activities. The proportion is lower among those aged 25-30 (21%) compared with respondents aged 20-24 (29%) and 15-19 (31%).

Otherwise, findings are consistent across socio-demographic groups.

**Q6 Did you receive a certificate, diploma or other formal recognition for your participation in these voluntary activities?**

	Yes	No	Don't know
EU28	27%	72%	1%
 <b>Age</b>			
15-19	31%	67%	2%
20-24	29%	70%	1%
25-30	21%	78%	1%

*Base: Respondents who have been involved in organised voluntary activities in the last 12 months (3,377)*

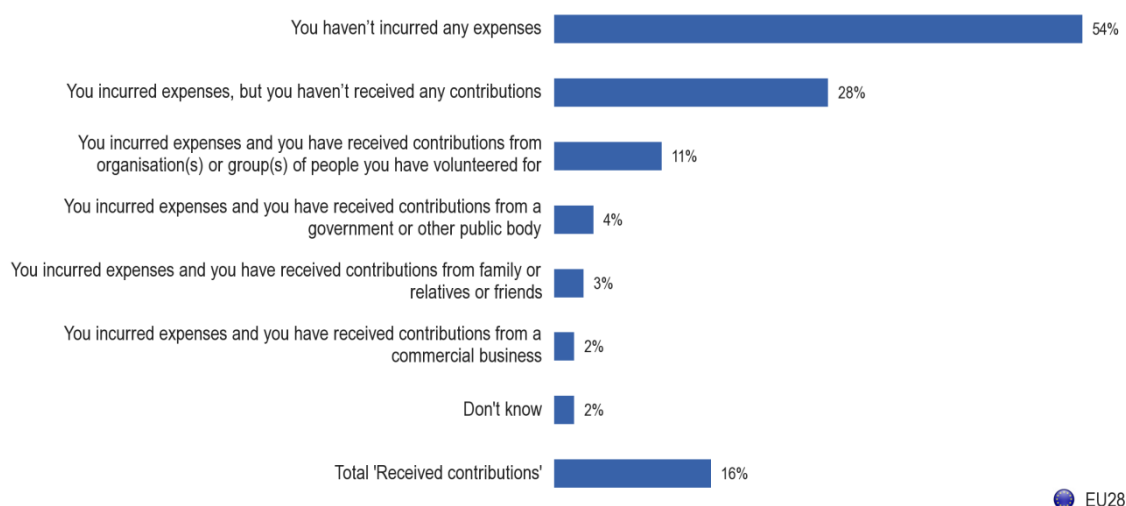
#### 4.4. Ways to finance expenses related to voluntary activities

##### **- One in six young volunteers have received contributions for the expenses incurred in voluntary activities -**

Young people who had taken part in organised voluntary activities were asked whether they had incurred any expenses, and (if so) whether they had received any contributions for these expenses<sup>10</sup>.

More than half of respondents (54%) say that they have not incurred any expenses as part of their voluntary activities, a further 28% of respondents say that they have incurred expenses but have not received any contributions, and one in six respondents (16%) say that they have incurred expenses and received contributions. This includes 11% who have received contributions from the organisations or people that they volunteered for, 4% who received contributions from a government or other public body, 3% from family or friends, and 2% from a commercial business.

Q7. Have you incurred any expenses in relation to your voluntary activities and have you received any contributions for these expenses? (MULTIPLE ANSWERS POSSIBLE)



*Base: Respondents who have been involved in organised voluntary activities in the last 12 months (3,377)*

Respondents in Belgium (32%) and Finland (27%) are most likely to say that they have received contributions for expenses arising from voluntary activities. Specifically, young people in these two countries are most likely to say that they **received expenses from the organisations or people they have volunteered for** (26% and 25% respectively).

<sup>10</sup> Multiple answers possible for: 'You incurred expenses and you have received contributions from family or relatives or friends', 'You incurred expenses and you have received contributions from organisation(s) or group(s) of people you have volunteered for', 'You incurred expenses and you have received contributions from a government or other public body' and 'You incurred expenses and you have received contributions from a commercial business'.

**Contributions from a government or other public body** are most likely to have been received by respondents in Germany (8%) and Finland (8%), while respondents in Greece are most likely to say they **received contributions from family or friends** (13%) or **a commercial business** (5%).

Respondents in Spain (44%) and Bulgaria (43%) are most likely to say that they **incurred expenses but have not received any contributions**, while young people in Cyprus (74%), Malta (74%) and Hungary (71%) are more likely than those in other countries to say that they **have not incurred any expenses** as part of their voluntary activities.

Q7. Have you incurred any expenses in relation to your voluntary activities and have you received any contributions for these expenses?  
(MULTIPLE ANSWERS POSSIBLE)

	You haven't incurred any expenses	You incurred expenses, but you haven't received any contributions	You incurred expenses and you have received contributions from organisation(s) or group(s) of people you have volunteered for	You incurred expenses and you have received contributions from a government or other public body	You incurred expenses and you have received contributions from family or relatives or friends	You incurred expenses and you have received contributions from a commercial business	Total 'Received contributions'
EU28	54%	28%	11%	4%	3%	2%	16%
BE	46%	21%	26%	7%	8%	0%	32%
FI	55%	16%	25%	8%	3%	0%	27%
DE	48%	23%	16%	8%	1%	2%	24%
AT	52%	24%	19%	4%	2%	0%	24%
CZ	40%	37%	18%	6%	3%	3%	23%
LU	49%	28%	15%	4%	11%	2%	23%
NL	52%	25%	18%	3%	1%	1%	22%
EE	61%	17%	12%	7%	1%	0%	20%
EL	50%	30%	3%	6%	13%	5%	20%
UK	50%	25%	13%	3%	8%	3%	20%
DK	63%	17%	17%	3%	0%	0%	19%
SK	45%	31%	15%	3%	1%	1%	18%
SE	58%	25%	11%	6%	2%	1%	17%
SI	53%	28%	11%	3%	2%	0%	16%
LV	65%	20%	7%	2%	8%	0%	15%
LT	61%	22%	6%	2%	5%	4%	15%
FR	57%	29%	10%	5%	1%	2%	14%
BG	43%	43%	11%	4%	3%	0%	13%
RO	57%	29%	4%	0%	10%	0%	13%
HU	71%	17%	7%	4%	2%	0%	12%
IE	55%	32%	4%	0%	5%	1%	9%
CY	74%	18%	1%	1%	5%	1%	8%
ES	49%	44%	4%	1%	1%	2%	7%
HR	56%	35%	5%	0%	1%	1%	7%
PT	66%	28%	5%	1%	1%	0%	6%
IT	67%	28%	0%	3%	1%	0%	5%
MT	74%	20%	1%	1%	4%	0%	5%
PL	60%	34%	1%	1%	0%	1%	3%

Highest percentage per country

Lowest percentage per country

Highest percentage per item

Lowest percentage per item

Base: Respondents who have been involved in organised voluntary activities in the last 12 months (3,377)

Respondents who have volunteered abroad (discussed in the next section) are much more likely than other young people that have volunteered to have incurred expenses and to have received contributions for those expenses (36% compared with 13%).

Looking at **socio-demographic variations**, men are more likely than women to say they have incurred expenses (47% compared with 41%) and to have received contributions for these expenses (18% compared with 14%).

Older respondents are more likely to have incurred expenses (58% of 25-30 year-olds, compared with 45% of 20-24 year-olds and 26% of 15-19 year-olds), but young people aged 20-24 are most likely to have received contributions for these expenses (21% compared with 16% of 25-30 year-olds and 11% of 15-19 year-olds).

More highly educated respondents are more likely to have incurred expenses and to have received contributions: 23% of those who ended education at the age of 20 or over received contributions for their expenses compared with 14% of those finishing education at 16-19 and 11% of those ending education at the age of 15 or under.

Q7 Have you incurred any expenses in relation to your voluntary activities and have you received any contributions for these expenses? (MULTIPLE ANSWERS POSSIBLE)

	You haven't incurred any expenses	You incurred expenses, but you haven't received any contributions	You incurred expenses and you have received contributions from organisation(s) or group(s) of people you have volunteered for	You incurred expenses and you have received contributions from a government or other public body	You incurred expenses and you have received contributions from family or relatives or friends	You incurred expenses and you have received contributions from a commercial business	Don't know	Total 'Received contributions'
EU28	54%	28%	11%	4%	3%	2%	2%	16%
<b>Sex</b>								
Male	50%	29%	12%	4%	4%	1%	3%	18%
Female	58%	26%	10%	4%	2%	2%	2%	14%
<b>Age</b>								
15-19	72%	15%	7%	2%	3%	1%	2%	11%
20-24	53%	24%	15%	5%	4%	1%	2%	21%
25-30	39%	42%	9%	5%	1%	2%	3%	16%
<b>Education (End of)</b>								
15-	76%	13%	10%	5%	0%	0%	1%	11%
16-19	52%	30%	10%	3%	3%	0%	4%	14%
20+	39%	36%	15%	5%	2%	4%	2%	23%
Still studying	62%	22%	10%	3%	3%	1%	2%	14%
<b>Volunteered abroad</b>								
Yes	38%	26%	20%	10%	13%	3%	1%	36%
No	56%	28%	9%	3%	2%	1%	2%	13%

Base: Respondents who have been involved in organised voluntary activities in the last 12 months (3,377)

## V. PARTICIPATION IN INTERNATIONAL VOLUNTEERING

Young people were asked whether they have ever had the opportunity to stay abroad for the purpose of volunteering, and (if so) whether they took up the opportunity<sup>11</sup>.

### - 6% of young people have volunteered abroad -

6% of young people say that they have stayed abroad for the purpose of volunteering at some point, while the overwhelming majority (93%) say that they have never volunteered abroad.

The time spent volunteering abroad varies: 2% say that they volunteered abroad for a period of less than 2 weeks, while 2% say they spent between 2 and 4 weeks, and the same proportion (2%) spent longer than a month volunteering abroad.

From those who say that they have not stayed abroad for the purpose of volunteering, 88% say that they did not have the opportunity and a further 5% say that they have had the opportunity but have not actually taken it up.

Q8. Have you ever had the opportunity to stay abroad for the purpose of volunteering? (MULTIPLE ANSWERS POSSIBLE)



Base: All respondents (13,454)






























Respondents in the Netherlands (11%) and Ireland (10%) are the most likely to have **volunteered abroad** at some point. Young people in the Netherlands are also the most likely to **have had the opportunity to volunteer abroad, without actually doing so**, along with respondents in Finland (both 15%).

<sup>11</sup> Multiple answers possible for: 'Yes, for a period of less than 2 weeks', 'Yes, for a period of 2–4 weeks' and 'Yes, for a period longer than 1 month'.

**Long spells of volunteering abroad (longer than a month)** are most common among respondents in the Netherlands (5%) and Lithuania (5%), while **short spells (less than two weeks)** are most common among respondents in Estonia (6%).

Young people are least likely to **have had the opportunity to volunteer abroad** in Italy (98% have never had the opportunity), Portugal (97%), Cyprus (95%) and Romania (95%).

Q8. Have you ever had the opportunity to stay abroad for the purpose of volunteering? (MULTIPLE ANSWERS POSSIBLE)

	Total 'Has volunteered abroad'	Yes, you have had the opportunity but you haven't done it	No, you haven't had that opportunity	Don't know
 EU28	6%	5%	88%	1%
 NL	11%	15%	73%	0%
 IE	10%	5%	84%	0%
 DK	9%	10%	81%	0%
 EE	9%	4%	86%	2%
 LU	9%	5%	86%	1%
 HU	9%	2%	88%	0%
 SI	9%	3%	88%	0%
 UK	9%	14%	78%	0%
 BE	8%	4%	87%	0%
 BG	8%	6%	85%	0%
 DE	7%	3%	89%	0%
 LT	7%	5%	88%	0%
 LV	6%	11%	83%	0%
 CY	5%	1%	95%	0%
 MT	5%	6%	89%	0%
 AT	5%	4%	88%	2%
 SK	5%	4%	91%	0%
 SE	5%	10%	80%	5%
 ES	4%	6%	89%	0%
 FR	4%	3%	86%	7%
 PL	4%	2%	93%	0%
 RO	4%	1%	95%	0%
 FI	4%	15%	80%	1%
 CZ	3%	7%	90%	0%
 EL	2%	5%	93%	0%
 HR	2%	4%	94%	0%
 PT	2%	1%	97%	0%
 IT	1%	1%	98%	0%



<b>Highest percentage per country</b>	<i>Lowest percentage per country</i>
Highest percentage per item	Lowest percentage per item

Base: All respondents (13,454)

A **socio-demographic analysis** shows that more highly educated respondents are more likely to have volunteered abroad at some point: 7% of those who ended education at the age of 20 or over have volunteered abroad, compared with 4% of those finishing education at 16-19 and 3% of those ending education at the age of 15 or under. More highly educated respondents are also more likely to have had the opportunity to volunteer abroad without taking it up (6% compared with 4% and 1% respectively).

In terms of age, young people aged 20-24 are the most likely to have volunteered abroad (7% compared with 5% of 15-19 year-olds and 5% of 25-30 year-olds).

Q8 Have you ever had the opportunity to stay abroad for the purpose of volunteering? (MULTIPLE ANSWERS POSSIBLE)

	Yes, for a period of less than 2 weeks	Yes, for a period of 2 – 4 weeks	Yes, for a period longer than 1 month	Yes, you have had the opportunity but you haven't done it	No, you haven't had that opportunity	Don't know	Total 'Has volunteered abroad'	Total 'Has not volunteered abroad'
EU28	2%	2%	2%	5%	88%	1%	6%	93%
 <b>Age</b>								
15-19	2%	2%	1%	6%	88%	2%	5%	94%
20-24	2%	3%	3%	7%	85%	1%	7%	92%
25-30	2%	1%	2%	4%	90%	1%	5%	94%
 <b>Education (End of)</b>								
15-	0%	1%	2%	1%	95%	1%	3%	96%
16-19	2%	1%	2%	4%	90%	1%	4%	94%
20+	3%	2%	3%	6%	86%	1%	7%	92%
Still studying	3%	2%	1%	7%	86%	1%	6%	93%

Base: All respondents (13,454)



## VI. PARTICIPATION IN INTERNATIONAL YOUTH PROJECTS

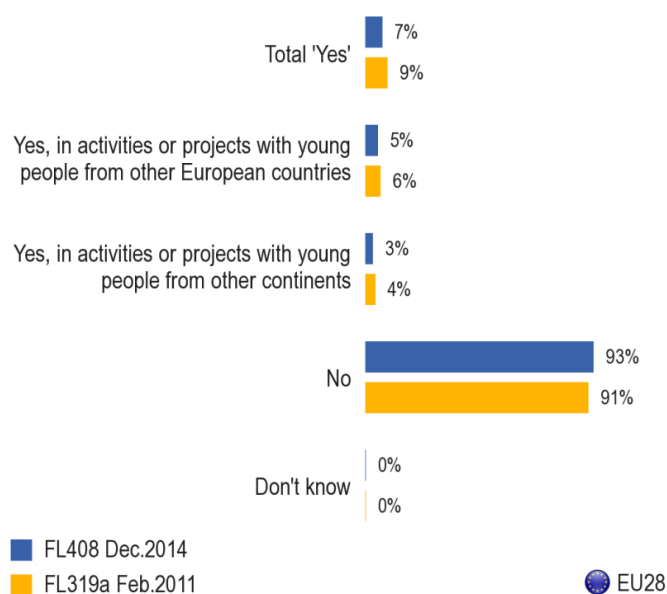
This section looks at involvement in international youth projects, covering European countries as well as other continents.

### **- 7% of young people have participated in activities or projects aimed at fostering cooperation with young people from other countries -**

7% of young people in the EU say that, in the past 12 months, they have participated in activities or projects aimed at fostering cooperation with young people from other countries<sup>12</sup>. More precisely, 5% have taken part in activities or projects with young people from other European countries, while 3% have been involved in activities with young people from other continents.

The proportion who say they have participated in this kind of activity or project in the past 12 months is slightly lower than in the Flash Eurobarometer survey "Youth on the Move" (No. 319a) conducted in February 2011, when 9% of young people said they had participated in this type of activity.

Q9. In the last 12 months, have you participated in any activities or projects aimed at fostering cooperation with youth from other countries?  
(MULTIPLE ANSWERS POSSIBLE)
































Base: All respondents (13,454)

<sup>12</sup> Multiple answers possible for: 'Yes, in activities or projects with young people from other European countries' and 'Yes, in activities or projects with young people from other continents'.

Young people in Luxembourg (17%) are the most likely to have participated in activities or projects aimed at fostering cooperation with young people from other countries, followed by those in Slovenia (14%), Denmark (13%) and Finland (13%). The lowest proportions can be observed in the United Kingdom (4%), Bulgaria (5%), Italy (5%), Poland (5%), Portugal (5%) and Romania (5%).

Looking at the activities in more detail, respondents in Slovenia are the most likely to have participated in activities or projects with young people from other European countries (13%), while young people in Luxembourg are the most likely to have taken part in activities or projects with young people from other continents (9%).

**Q9. In the last 12 months, have you participated in any activities or projects aimed at fostering cooperation with youth from other countries?**  
(MULTIPLE ANSWERS POSSIBLE)

		Yes, in activities or projects with young people from other European countries	Yes, in activities or projects with young people from other continents	No	Total 'Yes'
	EU28	5%	3%	93%	7%
	LU	11%	9%	83%	17%
	SI	13%	2%	86%	14%
	DK	9%	7%	87%	13%
	FI	10%	7%	87%	13%
	EE	11%	2%	88%	12%
	CY	12%	1%	87%	12%
	LV	11%	3%	88%	12%
	LT	10%	3%	88%	12%
	BE	6%	7%	90%	10%
	DE	8%	3%	90%	10%
	HR	9%	2%	90%	10%
	SE	9%	5%	90%	10%
	HU	8%	2%	91%	9%
	MT	7%	2%	91%	9%
	NL	5%	5%	91%	9%
	SK	7%	4%	91%	9%
	IE	5%	4%	91%	8%
	FR	4%	5%	92%	8%
	AT	5%	5%	92%	8%
	CZ	5%	3%	93%	7%
	EL	5%	0%	94%	6%
	ES	4%	3%	94%	6%
	BG	5%	2%	95%	5%
	IT	4%	2%	95%	5%
	PL	5%	2%	95%	5%
	PT	4%	2%	95%	5%
	RO	4%	1%	95%	5%
	UK	2%	3%	95%	4%

**Highest percentage per country**

*Lowest percentage per country*

Highest percentage per item

Lowest percentage per item

Base: All respondents (13,454)

A **socio-demographic analysis** shows that young people who are still studying are the most likely to have participated in activities or projects aimed at fostering cooperation with young people from other countries in the past 12 months (12% compared to 3%-6% among respondents who have finished their education). This applies in particular to activities or projects with young people from other European countries (9% of those still studying compared to 3%-4% among respondents who have finished their education).

There are also variations by age: 15-19 year-olds are the most likely to have participated in activities or projects aimed at fostering cooperation with young people from other countries (12%) compared with those aged 20-24 (7%) and 25-30 (4%).

**Q9 In the last 12 months, have you participated in any activities or projects aimed at fostering cooperation with youth from other countries? (MULTIPLE ANSWERS POSSIBLE)**

	Yes, in activities or projects with young people from other European countries	Yes, in activities or projects with young people from other continents	No	Total 'Yes'
EU28	5%	3%	93%	7%
<b>Age</b>				
15-19	9%	4%	88%	12%
20-24	5%	4%	92%	7%
25-30	3%	2%	96%	4%
<b>Education (End of)</b>				
15-	3%	1%	96%	4%
16-19	3%	1%	96%	3%
20+	4%	3%	94%	6%
Still studying	9%	5%	88%	12%

Base: All respondents (13,454)

## VII. CONFIDENCE ABOUT EMPLOYMENT

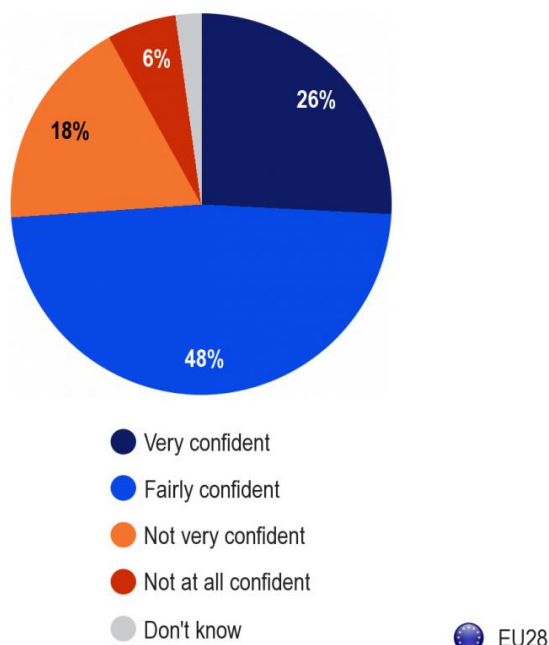
Respondents who were still studying at the time of the survey were asked how confident they were that they would find a job after finishing education. They were also asked what concerns they would have when thinking about getting a job.

### 7.1. Confidence about getting a job after completing education

**- Around three-quarters of young people who are still studying are at least fairly confident of finding a job -**

Around a quarter of young people who are still studying say that they are very confident of finding a job after finishing education (26%), while a further 48% are fairly confident. However, 18% are not very confident and 6% are not at all confident.

Q11. How confident are you that you will find a job after finishing education?

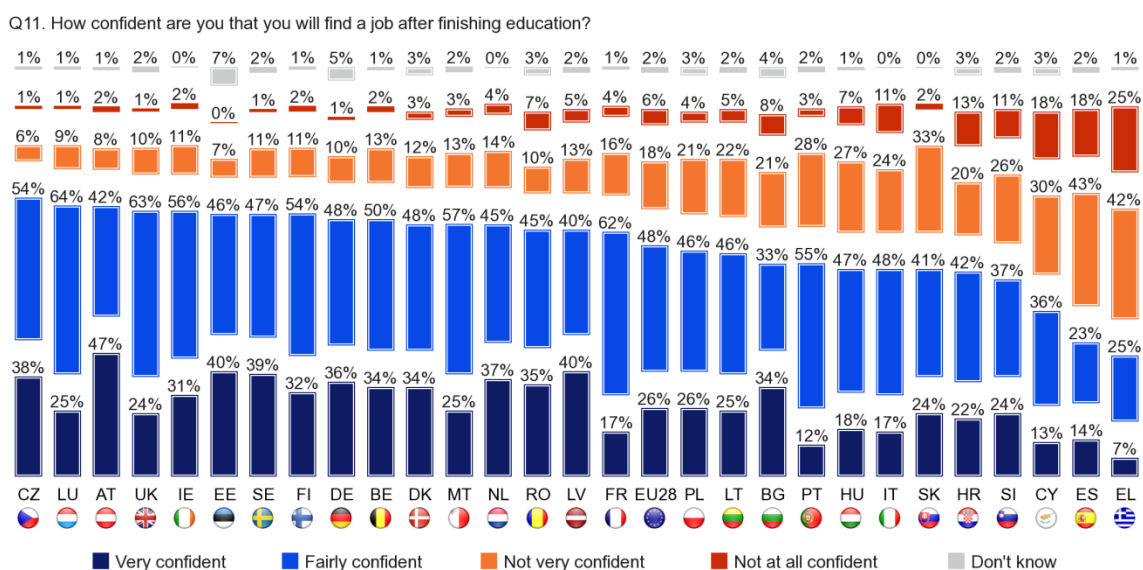


Base: Respondents who are still studying (4,839)

Levels of confidence about finding a job after education vary considerably across different EU Member States.

Young people in the Czech Republic are the most confident about finding a job after they finish education (92% very or fairly confident), followed by those in Luxembourg (89%) and Austria (89%). In Austria, 47% of respondents are very confident, the highest level of any Member State. Relatively high levels of confidence can also be seen in the United Kingdom (87%), Ireland (87%), Estonia (86%), Sweden (86%) and Finland (86%).

Less than half of respondents are confident of finding a job after education in Greece (just 32% are very or fairly confident and 25% are not at all confident), Spain (37% very or fairly confident) and Cyprus (49%).



Base: Respondents who are still studying (4,839)

A **socio-demographic analysis** shows that men are more confident than women about finding a job after they finish education: 78% of men are at least fairly confident (compared with 70% of women), and 31% are very confident (compared with 21%).

Q11 How confident are you that you will find a job after finishing education?

	Very confident	Fairly confident	Not very confident	Not at all confident	Don't know	Total 'Confident'	Total 'Not confident'
EU28	26%	48%	18%	6%	2%	74%	24%
<b>Sex</b>							
Male	31%	47%	15%	5%	2%	78%	20%
Female	21%	49%	21%	7%	2%	70%	28%

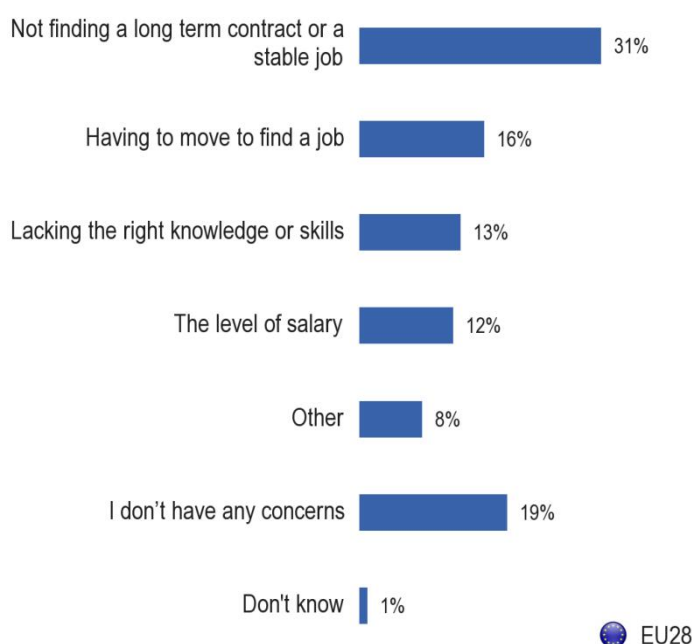
Base: Respondents who are still studying (4,839)

## 7.2. Concerns about getting a job

### - The main concern about getting a job is not finding a long-term contract or a stable job -

Respondents who are still studying were asked what concerns they would have when they think about getting a job. The main concern held by young people (the first answer given) is not finding a long-term contract or a stable job (31%). Other concerns include having to move to find a job (16%), lacking the right knowledge or skills (13%) and the level of salary they would get (12%). Around one in five respondents (19%) say that they do not have any concerns.

Q12a. What would be your concerns when you think about getting a job?  
Firstly (main reason)?



Base: Respondents who are still studying (4,839)

Respondents in Italy are the most likely to say that their primary concern in finding a job is **not finding a long-term contract or stable job** (52%), followed by those in Spain (43%) and Croatia (41%). Respondents in Estonia are much less likely than those in other countries to say that this is their main concern (4%).






























Young people in Latvia (36%) and Bulgaria (33%) are the most likely to say that **the level of salary** is their main concern, while the lowest proportions can be seen in Denmark (4%) and Finland (5%).

**Having to move to find a job** is the main concern among respondents in Ireland (32%) and Slovakia (28%).

Respondents in Lithuania are the most likely to be concerned about **lacking the right knowledge or skills** (25%); the lowest proportion who say this is their main concern is in Cyprus (3%).

Respondents in Estonia (35%) and Finland (30%) are the most likely to say that they have no concerns about getting a job.

Q12a. What would be your concerns when you think about getting a job? Firstly (main reason)?

		Not finding a long term contract or a stable job	Having to move to find a job	Lacking the right knowledge or skills	The level of salary	Other	I don't have any concerns
	EU28	31%	16%	13%	12%	8%	19%
	BE	34%	12%	17%	12%	5%	19%
	BG	15%	10%	12%	33%	9%	19%
	CZ	19%	12%	17%	17%	16%	17%
	DK	25%	15%	16%	4%	10%	27%
	DE	17%	17%	18%	10%	10%	27%
	EE	4%	13%	16%	17%	11%	35%
	IE	29%	32%	7%	7%	8%	16%
	EL	36%	13%	10%	26%	6%	8%
	ES	43%	18%	11%	10%	7%	11%
	FR	35%	13%	10%	12%	5%	24%
	HR	41%	14%	8%	10%	7%	17%
	IT	52%	17%	10%	9%	4%	8%
	CY	37%	24%	3%	26%	2%	8%
	LV	16%	9%	16%	36%	11%	11%
	LT	15%	11%	25%	22%	7%	18%
	LU	35%	10%	11%	11%	7%	24%
	HU	18%	21%	8%	17%	8%	26%
	MT	23%	11%	9%	24%	8%	22%
	NL	39%	9%	11%	6%	11%	24%
	AT	21%	18%	12%	12%	8%	27%
	PL	27%	20%	13%	14%	7%	19%
	PT	32%	11%	8%	22%	9%	17%
	RO	29%	10%	12%	27%	6%	13%
	SI	36%	15%	9%	13%	8%	17%
	SK	18%	28%	15%	22%	6%	9%
	FI	34%	14%	7%	5%	9%	30%
	SE	24%	11%	16%	12%	11%	25%
	UK	25%	15%	12%	12%	14%	21%

Highest percentage per country

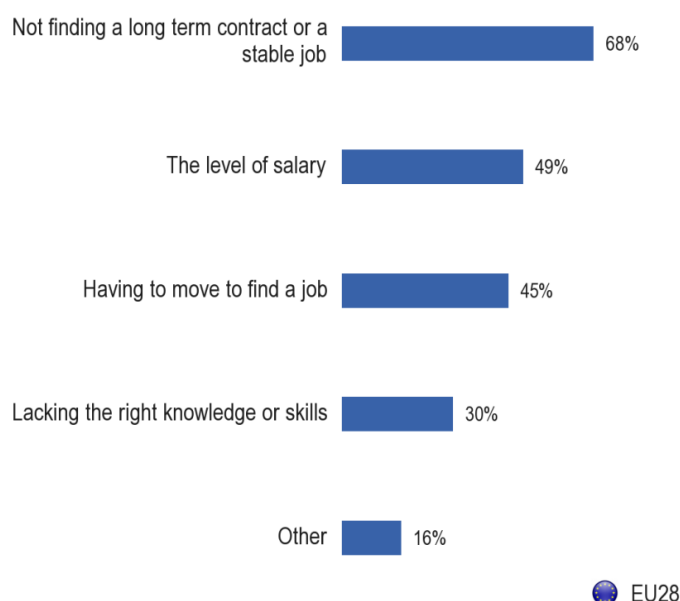
Lowest percentage per country

Highest percentage per item	Lowest percentage per item
-----------------------------	----------------------------

Base: Respondents who are still studying (4,839)

Taking into account **all of the concerns** expressed by young people who are still studying (not just their primary concern), around two-thirds say they are concerned about not finding a long-term contract or a stable job (68%), while 49% are concerned about the level of salary and 45% about having to move to find a job. Respondents are least likely to say they are concerned about lacking the right knowledge or skills (30%).

Q12T. What would be your concerns when you think about getting a job?  
Firstly (main reason)? And then? (MULTIPLE ANSWERS POSSIBLE)



Base: Students who have concerns about getting a job (2,328)

Respondents in Italy are the most likely to be **concerned that they will not find a long-term contract or stable job** (84%), followed by those in Spain (82%), France (80%) and the Netherlands (80%). Respondents in Estonia are less likely than those in other countries to say they are concerned about this (23%).






























Young people in Bulgaria (82%), Greece (79%) and Romania (78%) are the most likely to **say that the level of salary is a concern**, while the lowest proportion can be seen in Denmark (24%).

**Having to move to find a job** is most likely to be a concern among respondents in Ireland (61%), while the lowest proportion can be found in the Netherlands (21%).

Respondents in Lithuania are the most likely to be concerned about **lacking the right knowledge or skills** (50%), followed by those in Denmark (48%) and Estonia (48%). The lowest proportion can be seen in Cyprus (10%).



Q12T. What would be your concerns when you think about getting a job? Firstly (main reason)?  
And then? (MULTIPLE ANSWERS POSSIBLE)


	Not finding a long term contract or a stable job	The level of salary	Having to move to find a job	Lacking the right knowledge or skills	Other
 EU28	68%	49%	45%	30%	16%
 BE	75%	53%	42%	35%	12%
 BG	46%	82%	32%	16%	31%
 CZ	49%	47%	37%	42%	31%
 DK	67%	24%	47%	48%	21%
 DE	52%	44%	51%	40%	23%
 EE	23%	66%	41%	48%	24%
 IE	66%	40%	61%	28%	18%
 EL	67%	79%	38%	19%	8%
 ES	82%	43%	52%	21%	15%
 FR	80%	54%	36%	30%	10%
 HR	72%	51%	53%	22%	14%
 IT	84%	35%	54%	19%	8%
 CY	75%	66%	55%	10%	4%
 LV	41%	65%	45%	36%	19%
 LT	32%	67%	44%	50%	15%
 LU	73%	54%	45%	40%	11%
 HU	55%	74%	44%	14%	20%
 MT	56%	60%	34%	22%	33%
 NL	80%	37%	21%	39%	35%
 AT	52%	62%	42%	30%	21%
 PL	72%	55%	40%	22%	14%
 PT	63%	72%	40%	23%	28%
 RO	52%	78%	35%	29%	15%
 SI	67%	49%	45%	29%	20%
 SK	28%	60%	52%	36%	24%
 FI	75%	38%	42%	30%	31%
 SE	59%	50%	41%	41%	20%
 UK	57%	41%	53%	45%	18%

<b>Highest percentage per country</b>	<i>Lowest percentage per country</i>
Highest percentage per item	Lowest percentage per item

Base: Students who have concerns about getting a job (2,328)

Looking at the **socio-demographic profile**, there are differences by gender in the concerns that young people have about getting a job. Women are more likely than men to be concerned about not finding a long-term contract or a stable job (74% compared with 61%) and lacking the right knowledge or skills (34% compared with 25%), whereas men are more concerned than women about the level of salary (55% compared with 44%).

Q12T - What would be your concerns when you think about getting a job? Firstly (main reason)? And then?

	Not finding a long term contract or a stable job	The level of salary	Having to move to find a job	Lacking the right knowledge or skills	Other
EU28	68%	49%	45%	30%	16%
 Sex					
Male	61%	55%	43%	25%	22%
Female	74%	44%	47%	34%	12%

Base: Students who have concerns about getting a job (2,328)

## **ANNEXES**

## **TECHNICAL SPECIFICATIONS**

## **FLASH EUROBAROMETER 408**

### **"European Youth"**

### **TECHNICAL SPECIFICATIONS**

Between the 3<sup>rd</sup> and the 23<sup>rd</sup> of December 2014, TNS Political & Social, a consortium created between TNS political & social, TNS UK and TNS opinion, carried out the survey FLASH EUROBAROMETER 408 about "European Youth".

This survey has been requested by the EUROPEAN COMMISSION, Directorate-General for Education and Culture. It is a level B survey (specific target: population aged 15-30 years old) co-ordinated by the Directorate-General for Communication (DG COMM "Strategy, Corporate Communication Actions and Eurobarometer" Unit). The FLASH EUROBAROMETER 408 covers the population of the respective nationalities of the European Union Member States, resident in each of the 28 Member States and aged 15-30 years old. The survey covers the national population of citizens as well as the population of citizens of all the European Union Member States that are residents in these countries and have a sufficient command of the national languages to answer the questionnaire. All interviews were carried using the TNS e-Call center (our centralized CATI system). In every country respondents were called both on fixed lines and mobile phones. The basic sample design applied in all states is multi-stage random (probability). In each household, the respondent was drawn at random following the "last birthday rule".

TNS has developed its own RDD sample generation capabilities based on using contact telephone numbers from responders to random probability or random location face to face surveys, such as Eurobarometer, as seed numbers. The approach works because the seed number identifies a working block of telephone numbers and reduces the volume of numbers generated that will be ineffective. The seed numbers are stratified by NUTS2 region and urbanisation to approximate a geographically representative sample. From each seed number the required sample of numbers are generated by randomly replacing the last two digits. The sample is then screened against business databases in order to exclude as many of these numbers as possible before going into field. This approach is consistent across all countries.

Readers are reminded that survey results are estimations, the accuracy of which, everything being equal, rests upon the sample size and upon the observed percentage. With samples of about 1,000 interviews, the real percentages vary within the following confidence limits:

<b>Statistical Margins due to the sampling process (at the 95% level of confidence)</b>											
<i>various sample sizes are in rows</i>						<i>various observed results are in columns</i>					
	5%	10%	15%	20%	25%	30%	35%	40%	45%	50%	
	95%	90%	85%	80%	75%	70%	65%	60%	55%	50%	
<b>N=50</b>	6,0	8,3	9,9	11,1	12,0	12,7	13,2	13,6	13,8	13,9	<b>N=50</b>
<b>N=500</b>	1,9	2,6	3,1	3,5	3,8	4,0	4,2	4,3	4,4	4,4	<b>N=500</b>
<b>N=1000</b>	1,4	1,9	2,2	2,5	2,7	2,8	3,0	3,0	3,1	3,1	<b>N=1000</b>
<b>N=1500</b>	1,1	1,5	1,8	2,0	2,2	2,3	2,4	2,5	2,5	2,5	<b>N=1500</b>
<b>N=2000</b>	1,0	1,3	1,6	1,8	1,9	2,0	2,1	2,1	2,2	2,2	<b>N=2000</b>
<b>N=3000</b>	0,8	1,1	1,3	1,4	1,5	1,6	1,7	1,8	1,8	1,8	<b>N=3000</b>
<b>N=4000</b>	0,7	0,9	1,1	1,2	1,3	1,4	1,5	1,5	1,5	1,5	<b>N=4000</b>
<b>N=5000</b>	0,6	0,8	1,0	1,1	1,2	1,3	1,3	1,4	1,4	1,4	<b>N=5000</b>
<b>N=6000</b>	0,6	0,8	0,9	1,0	1,1	1,2	1,2	1,2	1,3	1,3	<b>N=6000</b>
<b>N=7000</b>	0,5	0,7	0,8	0,9	1,0	1,1	1,1	1,1	1,2	1,2	<b>N=7000</b>
<b>N=7500</b>	0,5	0,7	0,8	0,9	1,0	1,0	1,1	1,1	1,1	1,1	<b>N=7500</b>
<b>N=8000</b>	0,5	0,7	0,8	0,9	0,9	1,0	1,0	1,1	1,1	1,1	<b>N=8000</b>
<b>N=9000</b>	0,5	0,6	0,7	0,8	0,9	0,9	1,0	1,0	1,0	1,0	<b>N=9000</b>
<b>N=10000</b>	0,4	0,6	0,7	0,8	0,8	0,9	0,9	1,0	1,0	1,0	<b>N=10000</b>
<b>N=11000</b>	0,4	0,6	0,7	0,7	0,8	0,9	0,9	0,9	0,9	0,9	<b>N=11000</b>
<b>N=12000</b>	0,4	0,5	0,6	0,7	0,8	0,8	0,9	0,9	0,9	0,9	<b>N=12000</b>
<b>N=13000</b>	0,4	0,5	0,6	0,7	0,7	0,8	0,8	0,8	0,9	0,9	<b>N=13000</b>
<b>N=14000</b>	0,4	0,5	0,6	0,7	0,7	0,8	0,8	0,8	0,8	0,8	<b>N=14000</b>
<b>N=15000</b>	0,3	0,5	0,6	0,6	0,7	0,7	0,8	0,8	0,8	0,8	<b>N=15000</b>
	5%	10%	15%	20%	25%	30%	35%	40%	45%	50%	
	95%	90%	85%	80%	75%	70%	65%	60%	55%	50%	

ABBR.	COUNTRIES	INSTITUTES	N° INTERVIEWS	FIELDWORK DATES		POPULATION 15-30 y. o.
BE	Belgium	TNS Dimarso	501	03/12/2014	15/12/2014	2.196.517
BG	Bulgaria	TNS BBSS	500	03/12/2014	18/12/2014	1.379.241
CZ	Czech Rep.	TNS Aisa s.r.o	506	03/12/2014	18/12/2014	2.030.646
DK	Denmark	TNS Gallup A/S	501	03/12/2014	19/12/2014	1.102.724
DE	Germany	TNS Infratest	500	03/12/2014	15/12/2014	15.044.288
EE	Estonia	TNS Emor	500	03/12/2014	23/12/2014	295.806
IE	Ireland	IMS Millward Brown	503	03/12/2014	09/01/2015	1.023.986
EL	Greece	TNS ICAP	500	03/12/2014	19/12/2014	1.868.848
ES	Spain	TNS Demoscopia S.A	502	03/12/2014	19/12/2014	8.142.638
FR	France	TNS Sofres	501	03/12/2014	20/12/2014	12.225.355
HR	Croatia	HENDAL	500	03/12/2014	19/12/2014	854.626
IT	Italy	TNS ITALIA	502	03/12/2014	19/12/2014	9.794.940
CY	Rep. of Cyprus	CYMAR	301	03/12/2014	18/12/2014	209.972
LV	Latvia	TNS Latvia	501	03/12/2014	19/12/2014	445.259
LT	Lithuania	TNS LT	500	03/12/2014	18/12/2014	644.404
LU	Luxembourg	TNS Dimarso	306	03/12/2014	23/12/2014	88.103
HU	Hungary	TNS Hoffmann Kft	500	03/12/2014	19/12/2014	1.933.517
MT	Malta	MISCO International Ltd	300	03/12/2014	16/12/2014	123.012
NL	Netherlands	TNS NIPO	510	03/12/2014	19/12/2014	3.271.797
AT	Austria	TNS Austria	501	03/12/2014	18/12/2014	1.687.788
PL	Poland	TNS OBOP	500	03/12/2014	20/12/2014	8.730.007
PT	Portugal	TNS EUROTESTE	501	03/12/2014	23/12/2014	1.755.945
RO	Romania	TNS CSOP	510	03/12/2014	17/12/2014	4.043.376
SI	Slovenia	RM PLUS	504	03/12/2014	17/12/2014	389.950
SK	Slovakia	TNS AISA Slovakia	503	03/12/2014	18/12/2014	1.221.662
FI	Finland	TNS Gallup Oy	501	03/12/2014	15/12/2014	1.069.339
SE	Sweden	TNS SIFO	500	03/12/2014	18/12/2014	1.959.284
UK	United Kingdom	TNS UK	500	03/12/2014	20/12/2014	13.428.558
<b>TOTAL EU28</b>			<b>13.454</b>	<b>03/12/2014</b>	<b>23/12/2014</b>	<b>96.961.588</b>

## **QUESTIONNAIRE**



D4 How old were you when you stopped full-time education?

(INT.: IF "STILL STUDYING", CODE '00' - IF "NO EDUCATION" CODE '01' - IF "REFUSAL" CODE '98' - IF "DK" CODE '99')

--	--

FL375 D4

IF 'NO EDUCATION', 'REFUSAL' OR 'DON'T KNOW', CODE 01 OR 98 OR 99 IN D4, THEN GO TO Q1 (M)

ASK D4A IF 'STILL STUDYING', CODE 00 IN D4, OTHERS GO TO D4B

--

D4A What type of education or training are you in?

(READ OUT IF NECESSARY - ONE ANSWER ONLY)

Lower secondary level	1
Upper secondary level, general education	2
Upper secondary level, general vocational education and training including apprenticeships	3
Post-secondary, non-higher education	4
Higher education	5
DK/NA	6

FL375 D4A

ASK D4B IF "RESPONDENT STOPPED FULL-TIME EDUCATION", D4<> 00, OTHERS GO TO Q1 (M)

--

D4B What is the highest level of education or training that you have completed?

(READ OUT IF NECESSARY - ONE ANSWER ONLY)

Lower secondary education or less (M)	1
Upper secondary level, general education	2
Upper secondary level, general vocational education and training including apprenticeships	3
Post-secondary, non-higher education	4
Higher education	5
DK/NA	6

FL375 D4B MODIFIED

ASK ALL

Q1: ROTATE ITEMS 1 TO 7

Q1: ITEM 9 - SINGLE CODE

Q1 In the last 12 months, have you participated in any activities of the following organisations?  
(M)

(READ OUT – MULTIPLE ANSWERS POSSIBLE)

A sports club	1,
A youth club, leisure-time club or any kind of youth organisation	2,
A cultural organisation	3,
A political organisation or a political party	4,
A local organisation aimed at improving your local community	5,
An organisation active in the domain of climate change/environmental issues	6,
An organisation promoting human rights or global development	7,
Any other non-governmental organisation	8,
None of these (DO NOT READ OUT)	9,
DK/NA	10,

FL375 Q6

Q2: ITEM 5 AND 6 - SINGLE CODES

Q2 During the last 3 years, did you vote in any political election at the local, regional, national or EU level? (M) If you were, at that time, not eligible to vote, please say so.

(READ OUT – MULTIPLE ANSWERS POSSIBLE FOR THE FIRST 4 ANSWERS) (M)

Yes, at local level (N)	1,
Yes, at regional level (N)	2,
Yes, at national level (N)	3,
Yes, at EU level (N)	4,
No, did not vote in an election	5
No, because you were not old enough to vote	6
DK/NA	7

FL375 Q1 STRONGLY MODIFIED

READ OUT: Organised volunteering can be defined as an activity managed by an organisation (association, foundation, local service...) or a group of people that involves spending time, unpaid, working for a cause (e.g. climate change, human rights, animal welfare, etc.) or for people who are in need, other than close relatives. The choice to volunteer must be freely made by the individual.

Q3 In the last 12 months, have you been involved in any organised voluntary activities? (M)

Yes	1
No	2
DK/NA	3

FL319a Q4 MODIFIED

ASK Q4 TO Q7 IF CODE 1 (Yes) IN Q3, OTHERS GO TO Q8

Q4 Were these voluntary activities aimed at changing something in .....?

(READ OUT – MULTIPLE ANSWERS POSSIBLE)

Your local community	1,
Your country	2,
Other European countries	3,
Another part of the world	4,
DK/NA	5,

NEW BASED ON FL319a Q5

Q5: ROTATE ITEMS 1 TO 8

Q5 In the last 12 months, which of the following were your voluntary activities related to?

(READ OUT – MAX. 3 ANSWERS)

Climate change or the environment	1,
Culture or art	2,
Education, training or sport	3,
Human rights	4,
Charity, humanitarian and development aid	5,
Animal welfare	6,
Politics	7,
Religion	8,
Other	9,
DK/NA	10,

NEW

Q6	Did you receive a certificate, diploma or other formal recognition for your participation in these voluntary activities?
----	--

--

Yes	1
No	2
DK/NA	3

FL319a Q6
-----------

Q7: ITEM 1 AND 2 - SINGLE CODES
---------------------------------

Q7	Have you incurred any expenses in relation to your voluntary activities and have you received any contributions for these expenses?
----	---

(READ OUT – MULTIPLE ANSWERS POSSIBLE FOR ANSWERS 3 TO 6)
---

You haven't incurred any expenses	1,
You incurred expenses, but you haven't received any contributions	2,
You incurred expenses and you have received contributions from family or relatives or friends	3,
You incurred expenses and you have received contributions from organisation(s) or group(s) of people you have volunteered for	4,
You incurred expenses and you have received contributions from a government or other public body	5,
You incurred expenses and you have received contributions from a commercial business	6,
DK/NA	7,

NEW
-----

ASK ALL
---------

Q8: ITEM 4 AND 5 - SINGLE CODES
---------------------------------

Q8	Have you ever had the opportunity to stay abroad for the purpose of volunteering?
----	---

(READ OUT – MULTIPLE ANSWERS POSSIBLE FOR THE FIRST 3 ANSWERS)
--

Yes, for a period of less than 2 weeks	1,
Yes, for a period of 2 – 4 weeks	2,
Yes, for a period longer than 1 month	3,
Yes, you have had the opportunity but you haven't done it	4,
No, you haven't had that opportunity	5,
DK/NA	6

NEW
-----

Q9: ITEM 3 - SINGLE CODE

Q9 In the last 12 months, have you participated in any activities or projects aimed at fostering cooperation with youth from other countries? (M)

(READ OUT – MULTIPLE ANSWERS POSSIBLE FOR THE FIRST 2 ANSWERS)

Yes, in activities or projects with young people from other European countries	1,
Yes, in activities or projects with young people from other continents	2,
No	3,
DK/NA	4,

FL319a Q7 MODIFIED

Q10: ITEM 5 - SINGLE CODE

Q10 In the last 12 months, have you participated in any of the following cultural activities?

(READ OUT – MULTIPLE ANSWERS POSSIBLE)

Visited palaces, castles, churches, gardens, museums, galleries or historical monuments	1,
Been to the cinema or a concert	2,
Been to a theatre, a dance performance or an opera	3,
Participated in an amateur artistic activity (playing a musical instrument, singing, acting, dancing, writing poetry, photography, film making)	4,
None (DO NOT READ OUT)	5,
DK/NA	6,

NEW BASED ON FL319a Q2

ASK Q11 AND Q12 IF CODE 00 (Still studying) IN D4

Q11 How confident are you that you will find a job after finishing education?

(READ OUT – ONE ANSWER ONLY)

Very confident	1
Fairly confident	2
Not very confident	3
Not at all confident	4
DK/NA	5

NEW

Q12a: ITEM 6 - SINGLE CODE

Q12a What would be your concerns when you think about getting a job? Firstly (main reason)?

(READ OUT – ONE ANSWER ONLY)

Not finding a long term contract or a stable job	1
Lacking the right knowledge or skills	2
Having to move to find a job	3
The level of salary	4
Other	5
I don't have any concerns	6
DK/NA	7

NEW

ASK Q12b IF Q12a IS DIFFERENT THAN CODE 6 AND 7

Q12b: EXCLUDE ANSWERS GIVEN IN Q12a FROM THE LIST FOR Q12b, EXCEPT FOR CODE 5

Q12b: ITEM 6 - SINGLE CODE

Q12b And then?

(READ OUT – MULTIPLE ANSWERS POSSIBLE)

Not finding a long term contract or a stable job	1,
Lacking the right knowledge or skills	2,
Having to move to find a job	3,
The level of salary	4,
Other	5,
I don't have any concerns	6,
DK/NA	7,






























NEW

## **TABLES**

Q1 Avez-vous participé au cours des 12 derniers mois à l'une des activités des organismes suivants ? (PLUSIEURS REPONSES POSSIBLES)

Q1 In the last 12 months, have you participated in any activities of the following organisations? (MULTIPLE ANSWERS POSSIBLE)

Q1 Haben Sie in den vergangenen 12 Monaten an irgendwelchen Aktivitäten folgender Organisationen teilgenommen? An Aktivitäten... (MEHRFACHNENNUNGEN MÖGLICH)






























		Un club sportif		Une association ou un club de jeunesse, de loisirs ou tout type d'association de jeunes		Une association culturelle	
		A sports club		A youth club, leisure time club or any kind of youth organisation		A cultural organisation	
		Eines Sportklubs		Eines Jugend- oder Freizeitklubs oder irgendeiner anderen Jugend-organisation		Einer kulturellen Organisation	
%		Flash EB 408	Diff. Flash EB 375	Flash EB 408	Diff. Flash EB 375	Flash EB 408	Diff. Flash EB 375
 EU 28		<b>29</b>	-6	<b>16</b>	-6	<b>10</b>	-4
 BE		<b>43</b>	-3	<b>27</b>	-5	<b>18</b>	-4
 BG		<b>8</b>	-15	<b>6</b>	-10	<b>4</b>	-10
 CZ		<b>24</b>	-6	<b>14</b>	-4	<b>18</b>	0
 DK		<b>34</b>	-14	<b>18</b>	-10	<b>10</b>	0
 DE		<b>36</b>	-6	<b>20</b>	-7	<b>9</b>	-9
 EE		<b>23</b>	-3	<b>10</b>	-4	<b>7</b>	1
 IE		<b>39</b>	-14	<b>25</b>	-12	<b>8</b>	-5
 EL		<b>17</b>	-13	<b>6</b>	-9	<b>6</b>	-4
 ES		<b>20</b>	-18	<b>14</b>	-10	<b>12</b>	-6
 FR		<b>41</b>	-3	<b>18</b>	-5	<b>12</b>	0
 HR		<b>15</b>	-5	<b>7</b>	-5	<b>4</b>	-5
 IT		<b>21</b>	-4	<b>14</b>	-1	<b>14</b>	1
 CY		<b>15</b>	-4	<b>8</b>	0	<b>5</b>	-2
 LV		<b>24</b>	-1	<b>20</b>	-3	<b>16</b>	3
 LT		<b>20</b>	5	<b>8</b>	-6	<b>7</b>	1
 LU		<b>42</b>	-6	<b>29</b>	-9	<b>18</b>	-7
 HU		<b>13</b>	-6	<b>7</b>	-4	<b>4</b>	-3
 MT		<b>28</b>	3	<b>13</b>	-6	<b>7</b>	-6
 NL		<b>40</b>	-19	<b>23</b>	-4	<b>9</b>	-9
 AT		<b>30</b>	-6	<b>16</b>	-5	<b>11</b>	-5
 PL		<b>13</b>	-6	<b>9</b>	-4	<b>9</b>	-1
 PT		<b>21</b>	-10	<b>11</b>	-15	<b>11</b>	-9
 RO		<b>7</b>	-9	<b>7</b>	-5	<b>3</b>	-5
 SI		<b>26</b>	0	<b>9</b>	-5	<b>9</b>	-7
 SK		<b>13</b>	-19	<b>8</b>	-15	<b>8</b>	-15
 FI		<b>23</b>	-7	<b>17</b>	-8	<b>9</b>	-2
 SE		<b>37</b>	-11	<b>21</b>	-3	<b>14</b>	2
 UK		<b>41</b>	3	<b>24</b>	-4	<b>6</b>	-6



Q1 Avez-vous participé au cours des 12 derniers mois à l'une des activités des organismes suivants ? (PLUSIEURS REPONSES POSSIBLES)

Q1 In the last 12 months, have you participated in any activities of the following organisations? (MULTIPLE ANSWERS POSSIBLE)






























Q1 Haben Sie in den vergangenen 12 Monaten an irgendwelchen Aktivitäten folgender Organisationen teilgenommen? An Aktivitäten... (MEHRFACHNENNUNGEN MÖGLICH)

		Un organisme politique ou un parti politique		Une association locale ayant pour objectif d'améliorer la vie de la communauté locale		Une association active dans le domaine du changement climatique et de l'environnement	
		A political organisation or a political party		A local organisation aimed at improving your local community		An organisation active in the domain of climate change/ environmental issues	
		Einer politischen Organisation oder einer politischen Partei		Einer lokalen Organisation, die auf Verbesserung in Ihrer Gemeinde ausgerichtet ist		Einer Organisation, die im Bereich des Klimawandels bzw. von Umweltthemen aktiv ist	
%		Flash EB 408	Diff. Flash EB 375	Flash EB 408	Diff. Flash EB 375	Flash EB 408	Diff. Flash EB 375
	EU 28	<b>5</b>	0	<b>11</b>	-4	<b>3</b>	-4
	BE	<b>5</b>	-3	<b>11</b>	-6	<b>5</b>	-5
	BG	<b>2</b>	-4	<b>2</b>	-7	<b>1</b>	-9
	CZ	<b>5</b>	3	<b>9</b>	-2	<b>4</b>	-3
	DK	<b>6</b>	-2	<b>16</b>	0	<b>4</b>	-3
	DE	<b>6</b>	0	<b>13</b>	-3	<b>3</b>	-5
	EE	<b>3</b>	0	<b>5</b>	-2	<b>1</b>	-1
	IE	<b>7</b>	0	<b>25</b>	-11	<b>4</b>	-6
	EL	<b>3</b>	-4	<b>4</b>	-8	<b>2</b>	-8
	ES	<b>4</b>	-1	<b>8</b>	-6	<b>5</b>	-5
	FR	<b>2</b>	-2	<b>9</b>	-4	<b>3</b>	-3
	HR	<b>4</b>	-2	<b>5</b>	-3	<b>1</b>	-2
	IT	<b>6</b>	0	<b>11</b>	-3	<b>3</b>	-1
	CY	<b>3</b>	-4	<b>4</b>	-1	<b>4</b>	0
	LV	<b>2</b>	-2	<b>14</b>	-2	<b>4</b>	-2
	LT	<b>2</b>	-3	<b>7</b>	0	<b>2</b>	-2
	LU	<b>9</b>	-1	<b>8</b>	-13	<b>6</b>	-7
	HU	<b>4</b>	3	<b>7</b>	-3	<b>1</b>	-5
	MT	<b>3</b>	-11	<b>6</b>	-6	<b>2</b>	-4
	NL	<b>5</b>	1	<b>14</b>	1	<b>4</b>	-2
	AT	<b>8</b>	0	<b>10</b>	-6	<b>5</b>	-5
	PL	<b>1</b>	-1	<b>5</b>	-7	<b>2</b>	1
	PT	<b>6</b>	1	<b>13</b>	-8	<b>2</b>	-6
	RO	<b>5</b>	-3	<b>2</b>	-6	<b>0</b>	-5
	SI	<b>3</b>	0	<b>7</b>	-2	<b>2</b>	0
	SK	<b>4</b>	-1	<b>5</b>	-8	<b>1</b>	-8
	FI	<b>5</b>	0	<b>11</b>	-6	<b>4</b>	-3
	SE	<b>10</b>	3	<b>10</b>	-4	<b>7</b>	-2
	UK	<b>5</b>	0	<b>18</b>	-7	<b>4</b>	-3

Q1 Avez-vous participé au cours des 12 derniers mois à l'une des activités des organismes suivants ? (PLUSIEURS REPONSES POSSIBLES)

Q1 In the last 12 months, have you participated in any activities of the following organisations? (MULTIPLE ANSWERS POSSIBLE)






























Q1 Haben Sie in den vergangenen 12 Monaten an irgendwelchen Aktivitäten folgender Organisationen teilgenommen? An Aktivitäten... (MEHRFACHNENNUNGEN MÖGLICH)

		Une association de promotion des droits de l'homme ou du développement mondial		Toutes autres organisations non gouvernementales		Aucun d'entre eux (SPONTANÉ)		Ne sais pas		Au moins une	
		An organisation promoting human rights or global development		Any other non-governmental organisation		None of these (SPONTANEOUS)		Don't know		At least one	
		Einer Organisation zur Förderung von Menschen-rechten oder der globalen Entwicklung		Irgendeiner anderen Nicht-Regierungs-organisation		Nichts davon (SPONTAN)		Weiß nicht		Mindestens eine	
%		Flash EB 408	Diff. Flash EB 375	Flash EB 408	Diff. Flash EB 375	Flash EB 408	Diff. Flash EB 375	Flash EB 408	Diff. Flash EB 375	Flash EB 408	Diff. Flash EB 375
	EU 28	<b>5</b>	-3	<b>7</b>	-5	<b>51</b>	7	<b>0</b>	-1	<b>49</b>	-7
	BE	<b>8</b>	-5	<b>10</b>	-4	<b>37</b>	5	<b>0</b>	-1	<b>63</b>	-4
	BG	<b>1</b>	-7	<b>6</b>	0	<b>80</b>	21	<b>0</b>	0	<b>20</b>	-20
	CZ	<b>5</b>	-1	<b>6</b>	-6	<b>55</b>	6	<b>0</b>	-2	<b>45</b>	-4
	DK	<b>10</b>	-2	<b>11</b>	-5	<b>41</b>	13	<b>0</b>	-2	<b>59</b>	-11
	DE	<b>4</b>	-4	<b>7</b>	-8	<b>40</b>	6	<b>1</b>	0	<b>59</b>	-6
	EE	<b>2</b>	1	<b>5</b>	1	<b>60</b>	3	<b>0</b>	-1	<b>40</b>	-2
	IE	<b>12</b>	0	<b>11</b>	-7	<b>34</b>	10	<b>0</b>	0	<b>66</b>	-10
	EL	<b>3</b>	-2	<b>4</b>	-7	<b>70</b>	18	<b>1</b>	1	<b>30</b>	-18
	ES	<b>8</b>	-4	<b>7</b>	-7	<b>59</b>	17	<b>0</b>	0	<b>41</b>	-17
	FR	<b>3</b>	-2	<b>4</b>	-5	<b>44</b>	5	<b>0</b>	0	<b>56</b>	-5
	HR	<b>1</b>	-3	<b>4</b>	-1	<b>67</b>	8	<b>1</b>	0	<b>32</b>	-8
	IT	<b>3</b>	-3	<b>7</b>	-5	<b>56</b>	3	<b>1</b>	0	<b>42</b>	-4
	CY	<b>4</b>	-1	<b>6</b>	0	<b>64</b>	-3	<b>1</b>	1	<b>35</b>	2
	LV	<b>2</b>	-4	<b>6</b>	-7	<b>52</b>	-1	<b>0</b>	0	<b>48</b>	1
	LT	<b>3</b>	1	<b>8</b>	2	<b>62</b>	-1	<b>1</b>	0	<b>36</b>	0
	LU	<b>7</b>	-6	<b>9</b>	-12	<b>37</b>	12	<b>0</b>	-1	<b>63</b>	-10
	HU	<b>2</b>	-1	<b>5</b>	-1	<b>72</b>	9	<b>0</b>	0	<b>28</b>	-9
	MT	<b>2</b>	-3	<b>9</b>	-5	<b>55</b>	11	<b>0</b>	-2	<b>45</b>	-9
	NL	<b>6</b>	-8	<b>12</b>	-3	<b>33</b>	11	<b>0</b>	0	<b>67</b>	-11
	AT	<b>5</b>	-6	<b>8</b>	-7	<b>46</b>	8	<b>0</b>	-1	<b>54</b>	-7
	PL	<b>3</b>	-2	<b>8</b>	1	<b>67</b>	7	<b>0</b>	-2	<b>33</b>	-5
	PT	<b>3</b>	-6	<b>6</b>	-6	<b>60</b>	15	<b>0</b>	-1	<b>40</b>	-14
	RO	<b>1</b>	-4	<b>4</b>	-6	<b>77</b>	17	<b>0</b>	0	<b>23</b>	-17
	SI	<b>5</b>	2	<b>7</b>	-3	<b>50</b>	2	<b>0</b>	0	<b>50</b>	-2
	SK	<b>3</b>	-8	<b>6</b>	-5	<b>65</b>	22	<b>2</b>	0	<b>33</b>	-22
	FI	<b>8</b>	-6	<b>7</b>	-4	<b>50</b>	8	<b>1</b>	0	<b>49</b>	-9
	SE	<b>16</b>	3	<b>12</b>	-6	<b>35</b>	7	<b>0</b>	-1	<b>65</b>	-6
	UK	<b>6</b>	-3	<b>9</b>	-6	<b>39</b>	-2	<b>0</b>	0	<b>61</b>	2

Q2 Au cours des 3 dernières années, avez-vous voté lors d'une élection politique, que ce soit au niveau local, régional, national ou de l'UE ? Si vous n'aviez pas le droit de voter à cette période, merci de le préciser. (PLUSIEURS REPONSES POSSIBLES POUR LES 4 PREMIERES REPONSES)

Q2 During the last 3 years, did you vote in any political election at the local, regional, national or EU level? If you were, at that time, not eligible to vote, please say so. (MULTIPLE ANSWERS POSSIBLE FOR THE FIRST 4 ANSWERS)






























Q2 Haben Sie innerhalb der letzten 3 Jahre bei irgendeiner politischen Wahl auf lokaler, regionaler, nationaler oder EU-Ebene gewählt? Wenn Sie zu dieser Zeit nicht wahlberechtigt waren, so sagen Sie dies bitte. (BEI DEN ERSTEN 4 ANTWORTEN SIND MEHRERE ANTWORTEN MÖGLICH)

		Oui, au niveau local		Oui, au niveau régional		Oui, au niveau national		Oui, au niveau de l'UE		Non, n'a pas voté lors d'une élection		Non, parce que vous n'étiez pas encore en âge de voter	
		Yes, at local level		Yes, at regional level		Yes, at national level		Yes, at EU level		No, did not vote in an election		No, because you were not old enough to vote	
		Ja, auf lokaler Ebene		Ja, auf regionaler Ebene		Ja, auf nationaler Ebene		Ja, auf EU-Ebene		Nein, bei keiner Wahl gewählt		Nein, weil Sie noch nicht alt genug waren, um zu wählen	
%		Flash EB 408	Diff. Flash EB 375	Flash EB 408	Diff. Flash EB 375	Flash EB 408	Diff. Flash EB 375	Flash EB 408	Diff. Flash EB 375	Flash EB 408	Diff. Flash EB 375	Flash EB 408	Diff. Flash EB 375
	EU 28	<b>47</b>	-	<b>37</b>	-	<b>43</b>	-	<b>31</b>	-	<b>19</b>	-2	<b>16</b>	-7
	BE	<b>62</b>	-	<b>69</b>	-	<b>65</b>	-	<b>59</b>	-	<b>3</b>	-4	<b>18</b>	-2
	BG	<b>42</b>	-	<b>31</b>	-	<b>53</b>	-	<b>38</b>	-	<b>23</b>	-3	<b>10</b>	-7
	CZ	<b>59</b>	-	<b>44</b>	-	<b>57</b>	-	<b>22</b>	-	<b>19</b>	-8	<b>6</b>	-6
	DK	<b>58</b>	-	<b>41</b>	-	<b>39</b>	-	<b>43</b>	-	<b>11</b>	4	<b>20</b>	-17
	DE	<b>47</b>	-	<b>42</b>	-	<b>35</b>	-	<b>35</b>	-	<b>17</b>	-3	<b>16</b>	-10
	EE	<b>44</b>	-	<b>14</b>	-	<b>24</b>	-	<b>28</b>	-	<b>24</b>	1	<b>22</b>	-10
	IE	<b>40</b>	-	<b>26</b>	-	<b>30</b>	-	<b>30</b>	-	<b>35</b>	15	<b>15</b>	-8
	EL	<b>64</b>	-	<b>60</b>	-	<b>52</b>	-	<b>42</b>	-	<b>12</b>	-5	<b>14</b>	-3
	ES	<b>45</b>	-	<b>38</b>	-	<b>43</b>	-	<b>42</b>	-	<b>24</b>	6	<b>8</b>	-13
	FR	<b>48</b>	-	<b>29</b>	-	<b>51</b>	-	<b>22</b>	-	<b>16</b>	-1	<b>18</b>	-1
	HR	<b>44</b>	-	<b>32</b>	-	<b>29</b>	-	<b>33</b>	-	<b>20</b>	7	<b>23</b>	3
	IT	<b>46</b>	-	<b>44</b>	-	<b>43</b>	-	<b>34</b>	-	<b>15</b>	5	<b>18</b>	-1
	CY	<b>27</b>	-	<b>20</b>	-	<b>32</b>	-	<b>22</b>	-	<b>23</b>	8	<b>30</b>	7
	LV	<b>56</b>	-	<b>4</b>	-	<b>68</b>	-	<b>35</b>	-	<b>10</b>	-1	<b>13</b>	-11
	LT	<b>20</b>	-	<b>16</b>	-	<b>33</b>	-	<b>19</b>	-	<b>27</b>	-5	<b>20</b>	0
	LU	<b>31</b>	-	<b>20</b>	-	<b>45</b>	-	<b>32</b>	-	<b>12</b>	-11	<b>31</b>	3
	HU	<b>43</b>	-	<b>24</b>	-	<b>41</b>	-	<b>19</b>	-	<b>28</b>	-7	<b>18</b>	-8
	MT	<b>45</b>	-	<b>2</b>	-	<b>55</b>	-	<b>46</b>	-	<b>5</b>	1	<b>32</b>	12
	NL	<b>47</b>	-	<b>38</b>	-	<b>53</b>	-	<b>36</b>	-	<b>9</b>	-1	<b>27</b>	-3
	AT	<b>44</b>	-	<b>47</b>	-	<b>59</b>	-	<b>43</b>	-	<b>16</b>	-15	<b>3</b>	-4
	PL	<b>52</b>	-	<b>41</b>	-	<b>38</b>	-	<b>28</b>	-	<b>26</b>	4	<b>13</b>	-12
	PT	<b>43</b>	-	<b>32</b>	-	<b>36</b>	-	<b>23</b>	-	<b>29</b>	2	<b>11</b>	-14
	RO	<b>54</b>	-	<b>33</b>	-	<b>62</b>	-	<b>34</b>	-	<b>10</b>	-10	<b>10</b>	-7
	SI	<b>61</b>	-	<b>28</b>	-	<b>39</b>	-	<b>19</b>	-	<b>16</b>	-6	<b>12</b>	-3
	SK	<b>51</b>	-	<b>51</b>	-	<b>65</b>	-	<b>31</b>	-	<b>13</b>	-17	<b>8</b>	-10
	FI	<b>37</b>	-	<b>26</b>	-	<b>43</b>	-	<b>28</b>	-	<b>21</b>	6	<b>12</b>	-9
	SE	<b>78</b>	-	<b>77</b>	-	<b>76</b>	-	<b>63</b>	-	<b>4</b>	-5	<b>14</b>	-27
	UK	<b>35</b>	-	<b>19</b>	-	<b>26</b>	-	<b>19</b>	-	<b>30</b>	-6	<b>22</b>	-4

Q2 Au cours des 3 dernières années, avez-vous voté lors d'une élection politique, que ce soit au niveau local, régional, national ou de l'UE ? Si vous n'aviez pas le droit de voter à cette période, merci de le préciser. (PLUSIEURS REPONSES POSSIBLES POUR LES 4 PREMIERES REPONSES)

Q2 During the last 3 years, did you vote in any political election at the local, regional, national or EU level? If you were, at that time, not eligible to vote, please say so. (MULTIPLE ANSWERS POSSIBLE FOR THE FIRST 4 ANSWERS)






























Q2 Haben Sie innerhalb der letzten 3 Jahre bei irgendeiner politischen Wahl auf lokaler, regionaler, nationaler oder EU-Ebene gewählt? Wenn Sie zu dieser Zeit nicht wahlberechtigt waren, so sagen Sie dies bitte. (BEI DEN ERSTEN 4 ANTWORTEN SIND MEHRERE ANTWORTEN MÖGLICH)

		Ne sais pas		Voté au niveau local, régional ou national		Total 'Oui'		Total 'Non'	
		Don't know		Voted at the local, regional or national level		Total 'Yes'		Total 'No'	
		Weiß nicht		Auf lokaler, regionaler oder nationaler Ebene gewählt		Gesamt 'Ja'		Gesamt 'Nein'	
%		Flash EB 408	Diff. Flash EB 375	Flash EB 408	Diff. Flash EB 375	Flash EB 408	Diff. Flash EB 375	Flash EB 408	Diff. Flash EB 375
	EU 28	<b>2</b>	<b>2</b>	<b>60</b>	<b>4</b>	<b>63</b>	<b>-</b>	<b>35</b>	<b>-9</b>
	BE	<b>2</b>	<b>2</b>	<b>76</b>	<b>3</b>	<b>77</b>	<b>-</b>	<b>21</b>	<b>-6</b>
	BG	<b>1</b>	<b>0</b>	<b>63</b>	<b>7</b>	<b>66</b>	<b>-</b>	<b>33</b>	<b>-10</b>
	CZ	<b>0</b>	<b>-1</b>	<b>73</b>	<b>13</b>	<b>74</b>	<b>-</b>	<b>25</b>	<b>-14</b>
	DK	<b>1</b>	<b>1</b>	<b>65</b>	<b>9</b>	<b>68</b>	<b>-</b>	<b>31</b>	<b>-13</b>
	DE	<b>3</b>	<b>2</b>	<b>60</b>	<b>7</b>	<b>65</b>	<b>-</b>	<b>33</b>	<b>-13</b>
	EE	<b>0</b>	<b>-1</b>	<b>50</b>	<b>6</b>	<b>53</b>	<b>-</b>	<b>46</b>	<b>-9</b>
	IE	<b>2</b>	<b>1</b>	<b>47</b>	<b>-9</b>	<b>48</b>	<b>-</b>	<b>50</b>	<b>7</b>
	EL	<b>1</b>	<b>1</b>	<b>72</b>	<b>6</b>	<b>73</b>	<b>-</b>	<b>26</b>	<b>-8</b>
	ES	<b>3</b>	<b>3</b>	<b>57</b>	<b>-4</b>	<b>65</b>	<b>-</b>	<b>32</b>	<b>-7</b>
	FR	<b>2</b>	<b>2</b>	<b>64</b>	<b>0</b>	<b>64</b>	<b>-</b>	<b>34</b>	<b>-2</b>
	HR	<b>1</b>	<b>1</b>	<b>50</b>	<b>-17</b>	<b>55</b>	<b>-</b>	<b>43</b>	<b>10</b>
	IT	<b>2</b>	<b>2</b>	<b>61</b>	<b>-10</b>	<b>65</b>	<b>-</b>	<b>33</b>	<b>4</b>
	CY	<b>0</b>	<b>-3</b>	<b>42</b>	<b>-17</b>	<b>47</b>	<b>-</b>	<b>53</b>	<b>15</b>
	LV	<b>1</b>	<b>1</b>	<b>75</b>	<b>10</b>	<b>77</b>	<b>-</b>	<b>23</b>	<b>-12</b>
	LT	<b>4</b>	<b>4</b>	<b>46</b>	<b>-2</b>	<b>49</b>	<b>-</b>	<b>47</b>	<b>-5</b>
	LU	<b>0</b>	<b>0</b>	<b>52</b>	<b>3</b>	<b>56</b>	<b>-</b>	<b>43</b>	<b>-8</b>
	HU	<b>0</b>	<b>0</b>	<b>54</b>	<b>15</b>	<b>54</b>	<b>-</b>	<b>46</b>	<b>-15</b>
	MT	<b>1</b>	<b>1</b>	<b>59</b>	<b>-17</b>	<b>63</b>	<b>-</b>	<b>37</b>	<b>13</b>
	NL	<b>1</b>	<b>1</b>	<b>62</b>	<b>2</b>	<b>62</b>	<b>-</b>	<b>36</b>	<b>-4</b>
	AT	<b>2</b>	<b>2</b>	<b>73</b>	<b>11</b>	<b>79</b>	<b>-</b>	<b>19</b>	<b>-19</b>
	PL	<b>1</b>	<b>0</b>	<b>59</b>	<b>7</b>	<b>60</b>	<b>-</b>	<b>39</b>	<b>-8</b>
	PT	<b>4</b>	<b>4</b>	<b>54</b>	<b>6</b>	<b>56</b>	<b>-</b>	<b>40</b>	<b>-12</b>
	RO	<b>2</b>	<b>2</b>	<b>76</b>	<b>13</b>	<b>78</b>	<b>-</b>	<b>20</b>	<b>-17</b>
	SI	<b>1</b>	<b>1</b>	<b>70</b>	<b>7</b>	<b>71</b>	<b>-</b>	<b>28</b>	<b>-9</b>
	SK	<b>1</b>	<b>1</b>	<b>78</b>	<b>26</b>	<b>79</b>	<b>-</b>	<b>21</b>	<b>-27</b>
	FI	<b>3</b>	<b>3</b>	<b>59</b>	<b>-5</b>	<b>65</b>	<b>-</b>	<b>33</b>	<b>-3</b>
	SE	<b>0</b>	<b>-1</b>	<b>82</b>	<b>33</b>	<b>82</b>	<b>-</b>	<b>18</b>	<b>-32</b>
	UK	<b>3</b>	<b>3</b>	<b>44</b>	<b>6</b>	<b>45</b>	<b>-</b>	<b>52</b>	<b>-10</b>

Q3 Au cours des 12 derniers mois, avez-vous participé à une activité de bénévolat organisé ?

Q3 In the last 12 months, have you been involved in any organised voluntary activities?






























Q3 Waren Sie in den vergangenen 12 Monaten organisiert ehrenamtlich tätig?

	%	Oui Yes Ja		Non No Nein		Ne sais pas Don't know Weiß nicht	
		Flash EB 408	Diff. Flash EB 319	Flash EB 408	Diff. Flash EB 319	Flash EB 408	Diff. Flash EB 319
 EU 28		<b>25</b>	<i>1</i>	<b>75</b>	<i>-1</i>	<b>0</b>	<i>0</i>
 BE		<b>28</b>	<i>-1</i>	<b>72</b>	<i>1</i>	<b>0</b>	<i>0</i>
 BG		<b>10</b>	<i>-12</i>	<b>90</b>	<i>12</i>	<b>0</b>	<i>0</i>
 CZ		<b>25</b>	<i>4</i>	<b>75</b>	<i>-3</i>	<b>0</b>	<i>-1</i>
 DK		<b>39</b>	<i>3</i>	<b>60</b>	<i>-4</i>	<b>1</b>	<i>1</i>
 DE		<b>32</b>	<i>3</i>	<b>68</b>	<i>-3</i>	<b>0</b>	<i>0</i>
 EE		<b>25</b>	<i>0</i>	<b>75</b>	<i>0</i>	<b>0</b>	<i>0</i>
 IE		<b>42</b>	<i>4</i>	<b>58</b>	<i>-4</i>	<b>0</b>	<i>0</i>
 EL		<b>13</b>	<i>-3</i>	<b>87</b>	<i>3</i>	<b>0</b>	<i>0</i>
 ES		<b>22</b>	<i>-1</i>	<b>78</b>	<i>1</i>	<b>0</b>	<i>0</i>
 FR		<b>23</b>	<i>-3</i>	<b>77</b>	<i>3</i>	<b>0</b>	<i>0</i>
 HR		<b>24</b>	<i>-</i>	<b>76</b>	<i>-</i>	<b>0</b>	<i>-</i>
 IT		<b>20</b>	<i>7</i>	<b>80</b>	<i>-5</i>	<b>0</b>	<i>-2</i>
 CY		<b>30</b>	<i>8</i>	<b>70</b>	<i>-8</i>	<b>0</b>	<i>0</i>
 LV		<b>25</b>	<i>-5</i>	<b>74</b>	<i>5</i>	<b>1</b>	<i>0</i>
 LT		<b>23</b>	<i>-6</i>	<b>76</b>	<i>6</i>	<b>1</b>	<i>0</i>
 LU		<b>23</b>	<i>0</i>	<b>77</b>	<i>0</i>	<b>0</b>	<i>0</i>
 HU		<b>18</b>	<i>1</i>	<b>82</b>	<i>-1</i>	<b>0</b>	<i>0</i>
 MT		<b>27</b>	<i>0</i>	<b>73</b>	<i>0</i>	<b>0</b>	<i>0</i>
 NL		<b>38</b>	<i>-2</i>	<b>62</b>	<i>2</i>	<b>0</b>	<i>0</i>
 AT		<b>24</b>	<i>-4</i>	<b>76</b>	<i>4</i>	<b>0</b>	<i>0</i>
 PL		<b>20</b>	<i>4</i>	<b>79</b>	<i>-5</i>	<b>1</b>	<i>1</i>
 PT		<b>27</b>	<i>6</i>	<b>73</b>	<i>-6</i>	<b>0</b>	<i>0</i>
 RO		<b>17</b>	<i>-8</i>	<b>83</b>	<i>8</i>	<b>0</b>	<i>0</i>
 SI		<b>29</b>	<i>-7</i>	<b>71</b>	<i>7</i>	<b>0</b>	<i>0</i>
 SK		<b>24</b>	<i>4</i>	<b>76</b>	<i>-3</i>	<b>0</b>	<i>-1</i>
 FI		<b>19</b>	<i>-3</i>	<b>81</b>	<i>3</i>	<b>0</b>	<i>0</i>
 SE		<b>15</b>	<i>2</i>	<b>84</b>	<i>-2</i>	<b>1</b>	<i>0</i>
 UK		<b>31</b>	<i>2</i>	<b>68</b>	<i>-3</i>	<b>1</b>	<i>1</i>

Q4 Ces activités bénévoles visaient-elles à changer quelque chose dans...? (PLUSIEURS REPONSES POSSIBLES)

Q4 Were these voluntary activities aimed at changing something in .....? (MULTIPLE ANSWERS POSSIBLE)






























Q4 Waren diese ehrenamtlichen Tätigkeiten darauf ausgerichtet, etwas zu verändern in... (MEHRFACHNENNUNGEN MÖGLICH)

		Votre communauté locale Your local community Ihrer lokalen Gemeinschaft	Votre pays Your country Ihrem Land	Les autres pays européens Other European countries Anderen EU-Ländern	Une autre partie du monde Another part of the world Einem anderen Teil der Welt	Ne sais pas Don't know Weiß nicht
%		Flash EB 408	Flash EB 408	Flash EB 408	Flash EB 408	Flash EB 408
	EU 28	<b>66</b>	<b>27</b>	<b>7</b>	<b>11</b>	<b>15</b>
	BE	<b>48</b>	<b>33</b>	<b>10</b>	<b>20</b>	<b>29</b>
	BG	<b>53</b>	<b>40</b>	<b>12</b>	<b>4</b>	<b>20</b>
	CZ	<b>53</b>	<b>46</b>	<b>5</b>	<b>7</b>	<b>14</b>
	DK	<b>50</b>	<b>28</b>	<b>10</b>	<b>20</b>	<b>23</b>
	DE	<b>71</b>	<b>15</b>	<b>5</b>	<b>7</b>	<b>20</b>
	EE	<b>62</b>	<b>29</b>	<b>6</b>	<b>4</b>	<b>9</b>
	IE	<b>72</b>	<b>29</b>	<b>5</b>	<b>12</b>	<b>7</b>
	EL	<b>70</b>	<b>44</b>	<b>6</b>	<b>5</b>	<b>5</b>
	ES	<b>72</b>	<b>39</b>	<b>7</b>	<b>7</b>	<b>10</b>
	FR	<b>67</b>	<b>18</b>	<b>11</b>	<b>18</b>	<b>18</b>
	HR	<b>57</b>	<b>45</b>	<b>6</b>	<b>5</b>	<b>11</b>
	IT	<b>62</b>	<b>30</b>	<b>4</b>	<b>4</b>	<b>4</b>
	CY	<b>51</b>	<b>46</b>	<b>6</b>	<b>5</b>	<b>3</b>
	LV	<b>63</b>	<b>28</b>	<b>3</b>	<b>1</b>	<b>12</b>
	LT	<b>52</b>	<b>38</b>	<b>4</b>	<b>2</b>	<b>14</b>
	LU	<b>36</b>	<b>41</b>	<b>16</b>	<b>33</b>	<b>11</b>
	HU	<b>80</b>	<b>23</b>	<b>1</b>	<b>2</b>	<b>4</b>
	MT	<b>39</b>	<b>56</b>	<b>3</b>	<b>4</b>	<b>10</b>
	NL	<b>38</b>	<b>16</b>	<b>5</b>	<b>10</b>	<b>45</b>
	AT	<b>74</b>	<b>20</b>	<b>5</b>	<b>8</b>	<b>9</b>
	PL	<b>71</b>	<b>31</b>	<b>4</b>	<b>4</b>	<b>4</b>
	PT	<b>59</b>	<b>40</b>	<b>8</b>	<b>3</b>	<b>6</b>
	RO	<b>75</b>	<b>23</b>	<b>3</b>	<b>3</b>	<b>0</b>
	SI	<b>67</b>	<b>23</b>	<b>3</b>	<b>1</b>	<b>11</b>
	SK	<b>57</b>	<b>14</b>	<b>6</b>	<b>2</b>	<b>31</b>
	FI	<b>42</b>	<b>18</b>	<b>7</b>	<b>18</b>	<b>37</b>
	SE	<b>61</b>	<b>45</b>	<b>19</b>	<b>29</b>	<b>10</b>
	UK	<b>72</b>	<b>35</b>	<b>10</b>	<b>18</b>	<b>15</b>

Q5 Au cours des 12 derniers mois, sur quel(s) domaine(s), parmi les suivants, portait votre activité bénévole ? (MAX. 3 REPONSES)

Q5 In the last 12 months, which of the following were your voluntary activities related to? (MAX. 3 ANSWERS)






























Q5 Womit standen Ihre ehrenamtlichen Tätigkeiten in den vergangenen 12 Monaten in Verbindung? (MAXIMAL 3 NENNUNGEN)

		Le changement climatique ou l'environnement	La culture ou l'art	L'éducation, la formation ou le sport	Les droits de l'homme	Des œuvres caritatives, l'aide humanitaire et au développement	Le bien-être animal
		Climate change or the environment	Culture or art	Education, training or sport	Human rights	Charity, humanitarian and development aid	Animal welfare
		Klimawandel oder Umwelt	Kultur oder Kunst	Erziehung, Ausbildung oder Sport	Menschenrechte	Wohltätigkeit, humanitäre Hilfe und Entwicklungshilfe	Tierschutz
%		Flash EB 408	Flash EB 408	Flash EB 408	Flash EB 408	Flash EB 408	Flash EB 408
	EU 28	<b>9</b>	<b>15</b>	<b>40</b>	<b>13</b>	<b>44</b>	<b>9</b>
	BE	<b>10</b>	<b>23</b>	<b>46</b>	<b>22</b>	<b>43</b>	<b>15</b>
	BG	<b>15</b>	<b>23</b>	<b>25</b>	<b>5</b>	<b>55</b>	<b>10</b>
	CZ	<b>11</b>	<b>24</b>	<b>36</b>	<b>13</b>	<b>38</b>	<b>17</b>
	DK	<b>6</b>	<b>14</b>	<b>48</b>	<b>14</b>	<b>33</b>	<b>4</b>
	DE	<b>8</b>	<b>16</b>	<b>44</b>	<b>8</b>	<b>34</b>	<b>3</b>
	EE	<b>21</b>	<b>18</b>	<b>23</b>	<b>4</b>	<b>29</b>	<b>5</b>
	IE	<b>5</b>	<b>14</b>	<b>41</b>	<b>20</b>	<b>49</b>	<b>9</b>
	EL	<b>22</b>	<b>14</b>	<b>40</b>	<b>19</b>	<b>48</b>	<b>10</b>
	ES	<b>15</b>	<b>16</b>	<b>46</b>	<b>19</b>	<b>41</b>	<b>15</b>
	FR	<b>10</b>	<b>18</b>	<b>49</b>	<b>9</b>	<b>43</b>	<b>14</b>
	HR	<b>5</b>	<b>7</b>	<b>24</b>	<b>15</b>	<b>70</b>	<b>13</b>
	IT	<b>7</b>	<b>7</b>	<b>19</b>	<b>17</b>	<b>49</b>	<b>5</b>
	CY	<b>14</b>	<b>13</b>	<b>18</b>	<b>11</b>	<b>71</b>	<b>15</b>
	LV	<b>28</b>	<b>34</b>	<b>38</b>	<b>6</b>	<b>45</b>	<b>21</b>
	LT	<b>18</b>	<b>21</b>	<b>26</b>	<b>9</b>	<b>30</b>	<b>11</b>
	LU	<b>22</b>	<b>22</b>	<b>41</b>	<b>20</b>	<b>42</b>	<b>19</b>
	HU	<b>14</b>	<b>13</b>	<b>29</b>	<b>8</b>	<b>32</b>	<b>16</b>
	MT	<b>7</b>	<b>16</b>	<b>27</b>	<b>9</b>	<b>47</b>	<b>6</b>
	NL	<b>7</b>	<b>15</b>	<b>45</b>	<b>6</b>	<b>34</b>	<b>7</b>
	AT	<b>6</b>	<b>18</b>	<b>32</b>	<b>12</b>	<b>47</b>	<b>7</b>
	PL	<b>3</b>	<b>14</b>	<b>23</b>	<b>14</b>	<b>70</b>	<b>14</b>
	PT	<b>5</b>	<b>20</b>	<b>33</b>	<b>18</b>	<b>68</b>	<b>14</b>
	RO	<b>6</b>	<b>11</b>	<b>23</b>	<b>3</b>	<b>55</b>	<b>9</b>
	SI	<b>9</b>	<b>29</b>	<b>37</b>	<b>10</b>	<b>45</b>	<b>10</b>
	SK	<b>17</b>	<b>29</b>	<b>27</b>	<b>5</b>	<b>34</b>	<b>10</b>
	FI	<b>6</b>	<b>19</b>	<b>31</b>	<b>16</b>	<b>37</b>	<b>11</b>
	SE	<b>10</b>	<b>17</b>	<b>32</b>	<b>28</b>	<b>34</b>	<b>12</b>
	UK	<b>8</b>	<b>12</b>	<b>50</b>	<b>16</b>	<b>47</b>	<b>8</b>

Q5 Au cours des 12 derniers mois, sur quel(s) domaine(s), parmi les suivants, portait votre activité bénévole ? (MAX. 3 REPONSES)

Q5 In the last 12 months, which of the following were your voluntary activities related to? (MAX. 3 ANSWERS)

Q5 Womit standen Ihre ehrenamtlichen Tätigkeiten in den vergangenen 12 Monaten in Verbindung? (MAXIMAL 3 NENNUNGEN)






























		La politique	La religion	Autre	Ne sais pas
		Politics	Religion	Other	Don't know
		Politik	Religion	Sonstiges	Weiß nicht
%		Flash EB 408	Flash EB 408	Flash EB 408	Flash EB 408
	EU 28	<b>8</b>	<b>12</b>	<b>12</b>	<b>0</b>
	BE	<b>5</b>	<b>7</b>	<b>17</b>	<b>0</b>
	BG	<b>8</b>	<b>26</b>	<b>9</b>	<b>0</b>
	CZ	<b>7</b>	<b>6</b>	<b>13</b>	<b>0</b>
	DK	<b>14</b>	<b>8</b>	<b>16</b>	<b>1</b>
	DE	<b>9</b>	<b>21</b>	<b>10</b>	<b>0</b>
	EE	<b>3</b>	<b>1</b>	<b>15</b>	<b>1</b>
	IE	<b>7</b>	<b>7</b>	<b>13</b>	<b>0</b>
	EL	<b>7</b>	<b>1</b>	<b>0</b>	<b>0</b>
	ES	<b>14</b>	<b>6</b>	<b>8</b>	<b>0</b>
	FR	<b>2</b>	<b>8</b>	<b>12</b>	<b>0</b>
	HR	<b>9</b>	<b>4</b>	<b>2</b>	<b>1</b>
	IT	<b>8</b>	<b>11</b>	<b>24</b>	<b>0</b>
	CY	<b>5</b>	<b>7</b>	<b>4</b>	<b>1</b>
	LV	<b>7</b>	<b>3</b>	<b>10</b>	<b>2</b>
	LT	<b>4</b>	<b>4</b>	<b>6</b>	<b>1</b>
	LU	<b>18</b>	<b>2</b>	<b>13</b>	<b>0</b>
	HU	<b>8</b>	<b>8</b>	<b>21</b>	<b>0</b>
	MT	<b>2</b>	<b>18</b>	<b>18</b>	<b>0</b>
	NL	<b>5</b>	<b>15</b>	<b>15</b>	<b>0</b>
	AT	<b>10</b>	<b>8</b>	<b>13</b>	<b>1</b>
	PL	<b>2</b>	<b>5</b>	<b>5</b>	<b>0</b>
	PT	<b>5</b>	<b>7</b>	<b>3</b>	<b>2</b>
	RO	<b>7</b>	<b>13</b>	<b>2</b>	<b>0</b>
	SI	<b>3</b>	<b>9</b>	<b>4</b>	<b>1</b>
	SK	<b>2</b>	<b>8</b>	<b>11</b>	<b>3</b>
	FI	<b>6</b>	<b>11</b>	<b>20</b>	<b>0</b>
	SE	<b>25</b>	<b>6</b>	<b>14</b>	<b>0</b>
	UK	<b>12</b>	<b>13</b>	<b>14</b>	<b>0</b>



Q6 Avez-vous reçu un certificat, un diplôme ou une autre forme de reconnaissance formelle de votre participation à ces activités bénévoles ?

Q6 Did you receive a certificate, diploma or other formal recognition for your participation in these voluntary activities?






























Q6 Haben Sie ein Zertifikat, Diplom oder eine andere formale Anerkennung bzw. Bestätigung für Ihre Teilnahme an diesen ehrenamtlichen Tätigkeiten erhalten?

	%	Oui Yes Ja		Non No Nein		Ne sais pas Don't know Weiß nicht	
		Flash EB 408	Diff. Flash EB 319	Flash EB 408	Diff. Flash EB 319	Flash EB 408	Diff. Flash EB 319
 EU 28		<b>27</b>	2	<b>72</b>	-3	<b>1</b>	1
 BE		<b>14</b>	-1	<b>86</b>	2	<b>0</b>	-1
 BG		<b>30</b>	1	<b>70</b>	-1	<b>0</b>	0
 CZ		<b>15</b>	-8	<b>85</b>	9	<b>0</b>	-1
 DK		<b>23</b>	7	<b>76</b>	-8	<b>1</b>	1
 DE		<b>36</b>	4	<b>63</b>	-5	<b>1</b>	1
 EE		<b>32</b>	4	<b>68</b>	-4	<b>0</b>	0
 IE		<b>24</b>	2	<b>76</b>	-2	<b>0</b>	0
 EL		<b>26</b>	5	<b>71</b>	-8	<b>3</b>	3
 ES		<b>18</b>	-6	<b>81</b>	5	<b>1</b>	1
 FR		<b>16</b>	9	<b>84</b>	-9	<b>0</b>	0
 HR		<b>23</b>	-	<b>75</b>	-	<b>2</b>	-
 IT		<b>27</b>	0	<b>73</b>	0	<b>0</b>	0
 CY		<b>44</b>	0	<b>56</b>	0	<b>0</b>	0
 LV		<b>28</b>	10	<b>72</b>	-10	<b>0</b>	0
 LT		<b>31</b>	3	<b>68</b>	-4	<b>1</b>	1
 LU		<b>36</b>	10	<b>64</b>	-10	<b>0</b>	0
 HU		<b>23</b>	0	<b>77</b>	0	<b>0</b>	0
 MT		<b>25</b>	4	<b>75</b>	-4	<b>0</b>	0
 NL		<b>14</b>	2	<b>85</b>	-3	<b>1</b>	1
 AT		<b>33</b>	6	<b>66</b>	-6	<b>1</b>	0
 PL		<b>46</b>	8	<b>51</b>	-10	<b>3</b>	2
 PT		<b>29</b>	1	<b>69</b>	-3	<b>2</b>	2
 RO		<b>38</b>	3	<b>60</b>	-5	<b>2</b>	2
 SI		<b>27</b>	4	<b>72</b>	-5	<b>1</b>	1
 SK		<b>13</b>	-3	<b>82</b>	-2	<b>5</b>	5
 FI		<b>21</b>	-2	<b>79</b>	2	<b>0</b>	0
 SE		<b>15</b>	-1	<b>85</b>	1	<b>0</b>	0
 UK		<b>27</b>	-4	<b>70</b>	1	<b>3</b>	3

Q7 Vos activités bénévoles ont elles entraînés des dépenses de votre part et avez-vous reçu une contribution pour ces dépenses ? (PLUSIEURS REPONSES POSSIBLES POUR LES REPONSES 3 A 6)

Q7 Have you incurred any expenses in relation to your voluntary activities and have you received any contributions for these expenses? (MULTIPLE ANSWERS POSSIBLE FOR ANSWERS 3 TO 6)






























Q7 Sind Ihnen in Verbindung mit Ihren ehrenamtlichen Tätigkeiten Kosten entstanden und haben Sie hierfür Zuwendungen erhalten? (BEI ANTWORTEN 3 BIS 6 SIND MEHRERE ANTWORTEN MÖGLICH)

		Elles n'ont impliqué aucune dépense	Elles ont entraîné des dépenses, mais vous n'avez reçu aucune contribution
		You haven't incurred any expenses	You incurred expenses, but you haven't received any contributions
		Ihnen sind keine Kosten entstanden	Ihnen sind Kosten entstanden, Sie haben aber keine Zuwendungen erhalten
%		Flash EB 408	Flash EB 408
	EU 28	<b>54</b>	<b>28</b>
	BE	<b>46</b>	<b>21</b>
	BG	<b>43</b>	<b>43</b>
	CZ	<b>40</b>	<b>37</b>
	DK	<b>63</b>	<b>17</b>
	DE	<b>48</b>	<b>23</b>
	EE	<b>61</b>	<b>17</b>
	IE	<b>55</b>	<b>32</b>
	EL	<b>50</b>	<b>30</b>
	ES	<b>49</b>	<b>44</b>
	FR	<b>57</b>	<b>29</b>
	HR	<b>56</b>	<b>35</b>
	IT	<b>67</b>	<b>28</b>
	CY	<b>74</b>	<b>18</b>
	LV	<b>65</b>	<b>20</b>
	LT	<b>61</b>	<b>22</b>
	LU	<b>49</b>	<b>28</b>
	HU	<b>71</b>	<b>17</b>
	MT	<b>74</b>	<b>20</b>
	NL	<b>52</b>	<b>25</b>
	AT	<b>52</b>	<b>24</b>
	PL	<b>60</b>	<b>34</b>
	PT	<b>66</b>	<b>28</b>
	RO	<b>57</b>	<b>29</b>
	SI	<b>53</b>	<b>28</b>
	SK	<b>45</b>	<b>31</b>
	FI	<b>55</b>	<b>16</b>
	SE	<b>58</b>	<b>25</b>
	UK	<b>50</b>	<b>25</b>

Q7 Vos activités bénévoles ont elles entraînés des dépenses de votre part et avez-vous reçu une contribution pour ces dépenses ? (PLUSIEURS REPONSES POSSIBLES POUR LES REPONSES 3 A 6)

Q7 Have you incurred any expenses in relation to your voluntary activities and have you received any contributions for these expenses? (MULTIPLE ANSWERS POSSIBLE FOR ANSWERS 3 TO 6)






























Q7 Sind Ihnen in Verbindung mit Ihren ehrenamtlichen Tätigkeiten Kosten entstanden und haben Sie hierfür Zuwendungen erhalten? (BEI ANTWORTEN 3 BIS 6 SIND MEHRERE ANTWORTEN MÖGLICH)

		Elles ont entraîné des dépenses et vous avez reçu une contribution de la part de votre famille, vos proches ou amis	Elles ont entraîné des dépenses et vous avez reçu une contribution de la part de l'organisme(s) ou du groupe(s) de personnes pour lesquels vous avez été bénévole
		You incurred expenses and you have received contributions from family or relatives or friends	You incurred expenses and you have received contributions from organisation(s) or group(s) of people you have volunteered for
		Ihnen sind Kosten entstanden und Sie haben Zuwendungen von Familienmitgliedern oder Freunden erhalten	Ihnen sind Kosten entstanden und Sie haben Zuwendungen von Organisationen oder Gruppen von Personen erhalten, für die Sie ehrenamtlich tätig waren
%		Flash EB 408	Flash EB 408
	EU 28	<b>3</b>	<b>11</b>
	BE	<b>8</b>	<b>26</b>
	BG	<b>3</b>	<b>11</b>
	CZ	<b>3</b>	<b>18</b>
	DK	<b>0</b>	<b>17</b>
	DE	<b>1</b>	<b>16</b>
	EE	<b>1</b>	<b>12</b>
	IE	<b>5</b>	<b>4</b>
	EL	<b>13</b>	<b>3</b>
	ES	<b>1</b>	<b>4</b>
	FR	<b>1</b>	<b>10</b>
	HR	<b>1</b>	<b>5</b>
	IT	<b>1</b>	<b>0</b>
	CY	<b>5</b>	<b>1</b>
	LV	<b>8</b>	<b>7</b>
	LT	<b>5</b>	<b>6</b>
	LU	<b>11</b>	<b>15</b>
	HU	<b>2</b>	<b>7</b>
	MT	<b>4</b>	<b>1</b>
	NL	<b>1</b>	<b>18</b>
	AT	<b>2</b>	<b>19</b>
	PL	<b>0</b>	<b>1</b>
	PT	<b>1</b>	<b>5</b>
	RO	<b>10</b>	<b>4</b>
	SI	<b>2</b>	<b>11</b>
	SK	<b>1</b>	<b>15</b>
	FI	<b>3</b>	<b>25</b>
	SE	<b>2</b>	<b>11</b>
	UK	<b>8</b>	<b>13</b>

Q7 Vos activités bénévoles ont elles entraînés des dépenses de votre part et avez-vous reçu une contribution pour ces dépenses ? (PLUSIEURS REPONSES POSSIBLES POUR LES REPONSES 3 A 6)

Q7 Have you incurred any expenses in relation to your voluntary activities and have you received any contributions for these expenses? (MULTIPLE ANSWERS POSSIBLE FOR ANSWERS 3 TO 6)






























Q7 Sind Ihnen in Verbindung mit Ihren ehrenamtlichen Tätigkeiten Kosten entstanden und haben Sie hierfür Zuwendungen erhalten? (BEI ANTWORTEN 3 BIS 6 SIND MEHRERE ANTWORTEN MÖGLICH)

		Elles ont entraîné des dépenses et vous avez reçu une contribution de la part d'un organisme gouvernemental ou public	Elles ont entraîné des dépenses et vous avez reçu une contribution de la part d'une entreprise commerciale
		You incurred expenses and you have received contributions from a government or other public body	You incurred expenses and you have received contributions from a commercial business
		Ihnen sind Kosten entstanden und Sie haben Zuwendungen von einer staatlichen Behörde oder einer anderen öffentlichen Stelle erhalten	Ihnen sind Kosten entstanden und Sie haben Zuwendungen von einem Unternehmen erhalten
%		Flash EB 408	Flash EB 408
	EU 28	<b>4</b>	<b>2</b>
	BE	<b>7</b>	<b>0</b>
	BG	<b>4</b>	<b>0</b>
	CZ	<b>6</b>	<b>3</b>
	DK	<b>3</b>	<b>0</b>
	DE	<b>8</b>	<b>2</b>
	EE	<b>7</b>	<b>0</b>
	IE	<b>0</b>	<b>1</b>
	EL	<b>6</b>	<b>5</b>
	ES	<b>1</b>	<b>2</b>
	FR	<b>5</b>	<b>2</b>
	HR	<b>0</b>	<b>1</b>
	IT	<b>3</b>	<b>0</b>
	CY	<b>1</b>	<b>1</b>
	LV	<b>2</b>	<b>0</b>
	LT	<b>2</b>	<b>4</b>
	LU	<b>4</b>	<b>2</b>
	HU	<b>4</b>	<b>0</b>
	MT	<b>1</b>	<b>0</b>
	NL	<b>3</b>	<b>1</b>
	AT	<b>4</b>	<b>0</b>
	PL	<b>1</b>	<b>1</b>
	PT	<b>1</b>	<b>0</b>
	RO	<b>0</b>	<b>0</b>
	SI	<b>3</b>	<b>0</b>
	SK	<b>3</b>	<b>1</b>
	FI	<b>8</b>	<b>0</b>
	SE	<b>6</b>	<b>1</b>
	UK	<b>3</b>	<b>3</b>

Q7 Vos activités bénévoles ont elles entraînés des dépenses de votre part et avez-vous reçu une contribution pour ces dépenses ? (PLUSIEURS REPONSES POSSIBLES POUR LES REPONSES 3 A 6)

Q7 Have you incurred any expenses in relation to your voluntary activities and have you received any contributions for these expenses? (MULTIPLE ANSWERS POSSIBLE FOR ANSWERS 3 TO 6)






























Q7 Sind Ihnen in Verbindung mit Ihren ehrenamtlichen Tätigkeiten Kosten entstanden und haben Sie hierfür Zuwendungen erhalten? (BEI ANTWORTEN 3 BIS 6 SIND MEHRERE ANTWORTEN MÖGLICH)

		Ne sais pas	A reçu une contribution
		Don't know	Received contributions
		Weiß nicht	Hat Zuwendungen erhalten
%		Flash EB 408	Flash EB 408
 EU 28		<b>2</b>	<b>16</b>
 BE		<b>1</b>	<b>32</b>
 BG		<b>1</b>	<b>13</b>
 CZ		<b>0</b>	<b>23</b>
 DK		<b>1</b>	<b>19</b>
 DE		<b>4</b>	<b>24</b>
 EE		<b>2</b>	<b>20</b>
 IE		<b>4</b>	<b>9</b>
 EL		<b>0</b>	<b>20</b>
 ES		<b>0</b>	<b>7</b>
 FR		<b>0</b>	<b>14</b>
 HR		<b>2</b>	<b>7</b>
 IT		<b>0</b>	<b>5</b>
 CY		<b>1</b>	<b>8</b>
 LV		<b>0</b>	<b>15</b>
 LT		<b>2</b>	<b>15</b>
 LU		<b>1</b>	<b>23</b>
 HU		<b>0</b>	<b>12</b>
 MT		<b>1</b>	<b>5</b>
 NL		<b>0</b>	<b>22</b>
 AT		<b>0</b>	<b>24</b>
 PL		<b>3</b>	<b>3</b>
 PT		<b>0</b>	<b>6</b>
 RO		<b>1</b>	<b>13</b>
 SI		<b>3</b>	<b>16</b>
 SK		<b>5</b>	<b>18</b>
 FI		<b>2</b>	<b>27</b>
 SE		<b>0</b>	<b>17</b>
 UK		<b>6</b>	<b>20</b>

Q8 Avez-vous déjà eu la possibilité de séjourner à l'étranger dans le cadre de votre bénévolat ?  
(PLUSIEURS REPONSES POSSIBLES POUR LES 3 PREMIERES REPONSES)

Q8 Have you ever had the opportunity to stay abroad for the purpose of volunteering? (MULTIPLE ANSWERS POSSIBLE FOR THE FIRST 3 ANSWERS)






























Q8 Hatten Sie im Rahmen einer ehrenamtlichen Tätigkeit schon einmal die Möglichkeit eines Auslandsaufenthaltes? (BEI DEN ERSTEN 3 ANTWORTEN SIND MEHRERE ANTWORTEN MÖGLICH)

		Oui, pour une durée de moins de 2 semaines	Oui, pour une durée entre 2 et 4 semaines	Oui, pour une durée supérieure à un mois	Oui, vous avez eu la possibilité mais vous ne l'avez pas fait	Non, vous n'avez jamais eu la possibilité
		Yes, for a period of less than 2 weeks	Yes, for a period of 2 - 4 weeks	Yes, for a period longer than 1 month	Yes, you have had the opportunity but you haven't done it	No, you haven't had that opportunity
		Ja, für einen Zeitraum von weniger als 2 Wochen	Ja, für einen Zeitraum von 2 - 4 Wochen	Ja, für einen Zeitraum von mehr als 1 Monat	Ja, Sie hatten die Möglichkeit, haben sie aber nicht wahrgenommen	Nein, Sie hatten diese Möglichkeit nicht
%		Flash EB 408	Flash EB 408	Flash EB 408	Flash EB 408	Flash EB 408
	EU 28	<b>2</b>	<b>2</b>	<b>2</b>	<b>5</b>	<b>88</b>
	BE	<b>2</b>	<b>4</b>	<b>3</b>	<b>4</b>	<b>87</b>
	BG	<b>3</b>	<b>2</b>	<b>4</b>	<b>6</b>	<b>85</b>
	CZ	<b>2</b>	<b>0</b>	<b>1</b>	<b>7</b>	<b>90</b>
	DK	<b>3</b>	<b>2</b>	<b>4</b>	<b>10</b>	<b>81</b>
	DE	<b>4</b>	<b>2</b>	<b>2</b>	<b>3</b>	<b>89</b>
	EE	<b>6</b>	<b>2</b>	<b>0</b>	<b>4</b>	<b>86</b>
	IE	<b>3</b>	<b>4</b>	<b>4</b>	<b>5</b>	<b>84</b>
	EL	<b>1</b>	<b>0</b>	<b>1</b>	<b>5</b>	<b>93</b>
	ES	<b>1</b>	<b>2</b>	<b>1</b>	<b>6</b>	<b>89</b>
	FR	<b>2</b>	<b>1</b>	<b>1</b>	<b>3</b>	<b>86</b>
	HR	<b>1</b>	<b>0</b>	<b>1</b>	<b>4</b>	<b>94</b>
	IT	<b>0</b>	<b>1</b>	<b>0</b>	<b>1</b>	<b>98</b>
	CY	<b>3</b>	<b>1</b>	<b>1</b>	<b>1</b>	<b>95</b>
	LV	<b>3</b>	<b>1</b>	<b>2</b>	<b>11</b>	<b>83</b>
	LT	<b>1</b>	<b>1</b>	<b>5</b>	<b>5</b>	<b>88</b>
	LU	<b>4</b>	<b>4</b>	<b>1</b>	<b>5</b>	<b>86</b>
	HU	<b>4</b>	<b>1</b>	<b>4</b>	<b>2</b>	<b>88</b>
	MT	<b>3</b>	<b>1</b>	<b>0</b>	<b>6</b>	<b>89</b>
	NL	<b>3</b>	<b>4</b>	<b>5</b>	<b>15</b>	<b>73</b>
	AT	<b>3</b>	<b>1</b>	<b>2</b>	<b>4</b>	<b>88</b>
	PL	<b>3</b>	<b>1</b>	<b>0</b>	<b>2</b>	<b>93</b>
	PT	<b>1</b>	<b>1</b>	<b>0</b>	<b>1</b>	<b>97</b>
	RO	<b>2</b>	<b>1</b>	<b>1</b>	<b>1</b>	<b>95</b>
	SI	<b>3</b>	<b>2</b>	<b>3</b>	<b>3</b>	<b>88</b>
	SK	<b>2</b>	<b>1</b>	<b>2</b>	<b>4</b>	<b>91</b>
	FI	<b>1</b>	<b>1</b>	<b>1</b>	<b>15</b>	<b>80</b>
	SE	<b>1</b>	<b>2</b>	<b>3</b>	<b>10</b>	<b>80</b>
	UK	<b>3</b>	<b>3</b>	<b>3</b>	<b>14</b>	<b>78</b>

Q8 Avez-vous déjà eu la possibilité de séjourner à l'étranger dans le cadre de votre bénévolat ?  
(PLUSIEURS REPONSES POSSIBLES POUR LES 3 PREMIERES REPONSES)

Q8 Have you ever had the opportunity to stay abroad for the purpose of volunteering? (MULTIPLE ANSWERS POSSIBLE FOR THE FIRST 3 ANSWERS)






























Q8 Hatten Sie im Rahmen einer ehrenamtlichen Tätigkeit schon einmal die Möglichkeit eines Auslandsaufenthaltes? (BEI DEN ERSTEN 3 ANTWORTEN SIND MEHRERE ANTWORTEN MÖGLICH)

		Ne sais pas	A fait volontariat l'étranger	N'a pas fait volontariat à l'étranger
		Don't know	Has volunteered abroad	Has not volunteered abroad
		Weiß nicht	War ehrenamtlich im Ausland tätig	War nicht ehrenamtlich im Ausland tätig
%		Flash EB 408	Flash EB 408	Flash EB 408
	EU 28	<b>1</b>	<b>6</b>	<b>93</b>
	BE	<b>0</b>	<b>8</b>	<b>92</b>
	BG	<b>0</b>	<b>8</b>	<b>92</b>
	CZ	<b>0</b>	<b>3</b>	<b>97</b>
	DK	<b>0</b>	<b>9</b>	<b>91</b>
	DE	<b>0</b>	<b>7</b>	<b>92</b>
	EE	<b>2</b>	<b>9</b>	<b>90</b>
	IE	<b>0</b>	<b>10</b>	<b>89</b>
	EL	<b>0</b>	<b>2</b>	<b>98</b>
	ES	<b>0</b>	<b>4</b>	<b>95</b>
	FR	<b>7</b>	<b>4</b>	<b>89</b>
	HR	<b>0</b>	<b>2</b>	<b>98</b>
	IT	<b>0</b>	<b>1</b>	<b>99</b>
	CY	<b>0</b>	<b>5</b>	<b>95</b>
	LV	<b>0</b>	<b>6</b>	<b>94</b>
	LT	<b>0</b>	<b>7</b>	<b>93</b>
	LU	<b>1</b>	<b>9</b>	<b>91</b>
	HU	<b>0</b>	<b>9</b>	<b>91</b>
	MT	<b>0</b>	<b>5</b>	<b>95</b>
	NL	<b>0</b>	<b>11</b>	<b>89</b>
	AT	<b>2</b>	<b>5</b>	<b>92</b>
	PL	<b>0</b>	<b>4</b>	<b>96</b>
	PT	<b>0</b>	<b>2</b>	<b>98</b>
	RO	<b>0</b>	<b>4</b>	<b>96</b>
	SI	<b>0</b>	<b>9</b>	<b>91</b>
	SK	<b>0</b>	<b>5</b>	<b>95</b>
	FI	<b>1</b>	<b>4</b>	<b>95</b>
	SE	<b>5</b>	<b>5</b>	<b>90</b>
	UK	<b>0</b>	<b>9</b>	<b>91</b>

Q9 Au cours des 12 derniers mois, avez-vous participé à une activité ou un projet visant à favoriser la coopération avec des jeunes d'autres pays ? (PLUSIEURS REPONSES POSSIBLES POUR LES 2 PREMIERES REPONSES)

Q9 In the last 12 months, have you participated in any activities or projects aimed at fostering cooperation with youth from other countries? (MULTIPLE ANSWERS POSSIBLE FOR THE FIRST 2 ANSWERS)

Q9 Haben Sie in den vergangenen 12 Monaten an Aktivitäten oder Projekten teilgenommen, die auf die Förderung der Zusammenarbeit mit Jugendlichen aus anderen Ländern ausgerichtet sind? (BEI DEN ERSTEN 2 ANTWORTEN SIND MEHRERE ANTWORTEN MÖGLICH)






























		Oui, à des activités ou projets avec des jeunes provenant d'autres pays européens		Oui, à des activités ou projets avec des jeunes provenant d'autres continents		Non		Ne sais pas		Total 'Oui'	
		Yes, in activities or projects with young people from other European countries		Yes, in activities or projects with young people from other continents		No		Don't know		Total 'Yes'	
		Ja, an Aktivitäten oder Projekten mit Jugendlichen aus anderen europäischen Ländern		Ja, an Aktivitäten oder Projekten mit Jugendlichen aus anderen Kontinenten		Nein		Weiß nicht		Gesamt 'Ja'	
%		Flash EB 408	Diff. Flash EB 319	Flash EB 408	Diff. Flash EB 319	Flash EB 408	Diff. Flash EB 319	Flash EB 408	Diff. Flash EB 319	Flash EB 408	Diff. Flash EB 319
	EU 28	<b>5</b>	-1	<b>3</b>	-1	<b>93</b>	2	<b>0</b>	0	<b>7</b>	-2
	BE	<b>6</b>	-1	<b>7</b>	3	<b>90</b>	1	<b>0</b>	0	<b>10</b>	-1
	BG	<b>5</b>	-4	<b>2</b>	1	<b>95</b>	4	<b>0</b>	0	<b>5</b>	-4
	CZ	<b>5</b>	-3	<b>3</b>	1	<b>93</b>	2	<b>0</b>	0	<b>7</b>	-2
	DK	<b>9</b>	1	<b>7</b>	0	<b>87</b>	0	<b>0</b>	0	<b>13</b>	0
	DE	<b>8</b>	-1	<b>3</b>	-5	<b>89</b>	3	<b>0</b>	0	<b>10</b>	-4
	EE	<b>11</b>	-1	<b>2</b>	-1	<b>87</b>	1	<b>0</b>	0	<b>12</b>	-2
	IE	<b>5</b>	2	<b>4</b>	1	<b>91</b>	-3	<b>1</b>	1	<b>8</b>	3
	EL	<b>5</b>	-2	<b>0</b>	-2	<b>94</b>	1	<b>0</b>	0	<b>6</b>	-1
	ES	<b>4</b>	-1	<b>3</b>	-1	<b>94</b>	2	<b>0</b>	0	<b>6</b>	-2
	FR	<b>4</b>	-2	<b>5</b>	1	<b>92</b>	1	<b>0</b>	0	<b>8</b>	-1
	HR	<b>9</b>	-	<b>2</b>	-	<b>90</b>	-	<b>0</b>	-	<b>10</b>	-
	IT	<b>4</b>	2	<b>2</b>	-1	<b>95</b>	2	<b>0</b>	-2	<b>5</b>	1
	CY	<b>12</b>	3	<b>1</b>	-1	<b>87</b>	-3	<b>1</b>	1	<b>12</b>	2
	LV	<b>11</b>	-1	<b>3</b>	1	<b>88</b>	1	<b>0</b>	0	<b>12</b>	0
	LT	<b>10</b>	-2	<b>3</b>	0	<b>88</b>	2	<b>0</b>	0	<b>12</b>	-2
	LU	<b>11</b>	0	<b>9</b>	3	<b>83</b>	-2	<b>0</b>	0	<b>17</b>	2
	HU	<b>8</b>	-3	<b>2</b>	-1	<b>91</b>	4	<b>0</b>	0	<b>9</b>	-4
	MT	<b>7</b>	-1	<b>2</b>	0	<b>91</b>	0	<b>0</b>	0	<b>9</b>	0
	NL	<b>5</b>	0	<b>5</b>	0	<b>91</b>	0	<b>0</b>	0	<b>9</b>	0
	AT	<b>5</b>	-6	<b>5</b>	-3	<b>92</b>	8	<b>0</b>	0	<b>8</b>	-8
	PL	<b>5</b>	-1	<b>2</b>	1	<b>95</b>	2	<b>0</b>	0	<b>5</b>	-2
	PT	<b>4</b>	-2	<b>2</b>	0	<b>94</b>	1	<b>0</b>	0	<b>5</b>	-2
	RO	<b>4</b>	-6	<b>1</b>	0	<b>95</b>	5	<b>0</b>	0	<b>5</b>	-5
	SI	<b>13</b>	0	<b>2</b>	0	<b>86</b>	0	<b>0</b>	0	<b>14</b>	0
	SK	<b>7</b>	1	<b>4</b>	2	<b>91</b>	-2	<b>0</b>	0	<b>8</b>	1
	FI	<b>10</b>	0	<b>7</b>	1	<b>87</b>	0	<b>0</b>	0	<b>13</b>	0
	SE	<b>9</b>	4	<b>5</b>	-1	<b>90</b>	-1	<b>0</b>	0	<b>10</b>	1
	UK	<b>2</b>	-1	<b>3</b>	-1	<b>95</b>	1	<b>1</b>	1	<b>4</b>	-2



Q10 Au cours des 12 derniers mois, avez-vous participé à l'une des activités culturelles suivantes ? (PLUSIEURS REPONSES POSSIBLES)

Q10 In the last 12 months, have you participated in any of the following cultural activities? (MULTIPLE ANSWERS POSSIBLE)






























Q10 Sind Sie in den vergangenen 12 Monaten irgendeiner der folgenden kulturellen Aktivitäten nachgegangen? (MEHRFACHNENNUNGEN MÖGLICH)

		Visité des palais, châteaux, églises, jardins, musées, galeries ou monuments historiques	Allé au cinéma ou à un concert	Assisté à une pièce de théâtre, un spectacle de danse ou un opéra	Participé à une activité artistique amateur (jouer un instrument de musique, chanter, jouer la comédie, danser, écrire de la poésie, photographie, réalisation d'un film)
		Visited palaces, castles, churches, gardens, museums, galleries or historical monuments	Been to the cinema or a concert	Been to a theatre, a dance performance or an opera	Participated in an amateur artistic activity (playing a musical instrument, singing, acting, dancing, writing poetry, photography, film making)
		Sie haben Schlösser, Burgen, Kirchen, Parks, Museen, Galerien oder historische Monumente besichtigt	Sie waren im Kino oder in einem Konzert	Sie waren im Theater, in einer Tanzaufführung oder in der Oper	Sie sind als Hobby einer künstlerischen Aktivität nachgegangen (ein Instrument spielen, Singen, Schauspielen, Tanzen, Gedichte schreiben, Fotografieren, einen Film drehen)
%		Flash EB 408	Flash EB 408	Flash EB 408	Flash EB 408
	EU 28	<b>63</b>	<b>80</b>	<b>38</b>	<b>30</b>
	BE	<b>56</b>	<b>83</b>	<b>44</b>	<b>33</b>
	BG	<b>49</b>	<b>59</b>	<b>38</b>	<b>13</b>
	CZ	<b>83</b>	<b>84</b>	<b>49</b>	<b>32</b>
	DK	<b>79</b>	<b>89</b>	<b>40</b>	<b>38</b>
	DE	<b>63</b>	<b>83</b>	<b>37</b>	<b>42</b>
	EE	<b>70</b>	<b>86</b>	<b>62</b>	<b>44</b>
	IE	<b>59</b>	<b>83</b>	<b>40</b>	<b>35</b>
	EL	<b>55</b>	<b>65</b>	<b>36</b>	<b>18</b>
	ES	<b>69</b>	<b>83</b>	<b>42</b>	<b>32</b>
	FR	<b>59</b>	<b>85</b>	<b>33</b>	<b>28</b>
	HR	<b>54</b>	<b>71</b>	<b>41</b>	<b>21</b>
	IT	<b>61</b>	<b>76</b>	<b>31</b>	<b>21</b>
	CY	<b>61</b>	<b>64</b>	<b>43</b>	<b>15</b>
	LV	<b>79</b>	<b>81</b>	<b>55</b>	<b>40</b>
	LT	<b>74</b>	<b>82</b>	<b>50</b>	<b>31</b>
	LU	<b>70</b>	<b>84</b>	<b>43</b>	<b>31</b>
	HU	<b>51</b>	<b>60</b>	<b>31</b>	<b>14</b>
	MT	<b>43</b>	<b>67</b>	<b>26</b>	<b>22</b>
	NL	<b>71</b>	<b>87</b>	<b>43</b>	<b>26</b>
	AT	<b>62</b>	<b>83</b>	<b>40</b>	<b>46</b>
	PL	<b>59</b>	<b>74</b>	<b>37</b>	<b>30</b>
	PT	<b>61</b>	<b>79</b>	<b>35</b>	<b>26</b>
	RO	<b>46</b>	<b>54</b>	<b>32</b>	<b>16</b>
	SI	<b>54</b>	<b>81</b>	<b>40</b>	<b>20</b>
	SK	<b>80</b>	<b>82</b>	<b>48</b>	<b>30</b>
	FI	<b>72</b>	<b>84</b>	<b>42</b>	<b>30</b>
	SE	<b>74</b>	<b>87</b>	<b>43</b>	<b>25</b>
	UK	<b>66</b>	<b>83</b>	<b>42</b>	<b>30</b>

Q10 Au cours des 12 derniers mois, avez-vous participé à l'une des activités culturelles suivantes ? (PLUSIEURS REPONSES POSSIBLES)

Q10 In the last 12 months, have you participated in any of the following cultural activities? (MULTIPLE ANSWERS POSSIBLE)






























Q10 Sind Sie in den vergangenen 12 Monaten irgendeiner der folgenden kulturellen Aktivitäten nachgegangen? (MEHRFACHNENNUNGEN MÖGLICH)

		Aucune (SPONTANÉ)	Ne sais pas	Total 'Oui'
		None (SPONTANEOUS)	Don't know	Total 'Yes'
		Keine (SPONTAN)	Weiß nicht	Gesamt 'Ja'
%		Flash EB 408	Flash EB 408	Flash EB 408
	EU 28	<b>11</b>	<b>0</b>	<b>89</b>
	BE	<b>8</b>	<b>0</b>	<b>92</b>
	BG	<b>29</b>	<b>0</b>	<b>71</b>
	CZ	<b>5</b>	<b>0</b>	<b>95</b>
	DK	<b>4</b>	<b>0</b>	<b>96</b>
	DE	<b>6</b>	<b>0</b>	<b>94</b>
	EE	<b>7</b>	<b>0</b>	<b>93</b>
	IE	<b>11</b>	<b>0</b>	<b>89</b>
	EL	<b>18</b>	<b>0</b>	<b>82</b>
	ES	<b>10</b>	<b>0</b>	<b>90</b>
	FR	<b>11</b>	<b>0</b>	<b>89</b>
	HR	<b>16</b>	<b>0</b>	<b>84</b>
	IT	<b>12</b>	<b>0</b>	<b>88</b>
	CY	<b>18</b>	<b>0</b>	<b>82</b>
	LV	<b>7</b>	<b>0</b>	<b>93</b>
	LT	<b>8</b>	<b>1</b>	<b>92</b>
	LU	<b>7</b>	<b>0</b>	<b>93</b>
	HU	<b>26</b>	<b>0</b>	<b>74</b>
	MT	<b>21</b>	<b>0</b>	<b>79</b>
	NL	<b>6</b>	<b>0</b>	<b>94</b>
	AT	<b>8</b>	<b>0</b>	<b>92</b>
	PL	<b>13</b>	<b>0</b>	<b>87</b>
	PT	<b>12</b>	<b>0</b>	<b>88</b>
	RO	<b>29</b>	<b>0</b>	<b>71</b>
	SI	<b>10</b>	<b>0</b>	<b>90</b>
	SK	<b>5</b>	<b>0</b>	<b>95</b>
	FI	<b>8</b>	<b>0</b>	<b>92</b>
	SE	<b>4</b>	<b>0</b>	<b>95</b>
	UK	<b>10</b>	<b>0</b>	<b>90</b>

Q11 Dans quelle mesure êtes-vous confiant de trouver un emploi après avoir fini vos études ?

Q11 How confident are you that you will find a job after finishing education?






























Q11 Wie sicher sind Sie, dass Sie nach Abschluss Ihrer Ausbildung eine Arbeitsstelle finden werden?

		Très confiant Very confident Sehr sicher	Plutôt confiant Fairly confident Ziemlich sicher	Plutôt pas confiant Not very confident Nicht sehr sicher	Pas confiant du tout Not at all confident Überhaupt nicht sicher
%		Flash EB 408	Flash EB 408	Flash EB 408	Flash EB 408
	EU 28	<b>26</b>	<b>48</b>	<b>18</b>	<b>6</b>
	BE	<b>34</b>	<b>50</b>	<b>13</b>	<b>2</b>
	BG	<b>34</b>	<b>33</b>	<b>21</b>	<b>8</b>
	CZ	<b>38</b>	<b>54</b>	<b>6</b>	<b>1</b>
	DK	<b>34</b>	<b>48</b>	<b>12</b>	<b>3</b>
	DE	<b>36</b>	<b>48</b>	<b>10</b>	<b>1</b>
	EE	<b>40</b>	<b>46</b>	<b>7</b>	<b>0</b>
	IE	<b>31</b>	<b>56</b>	<b>11</b>	<b>2</b>
	EL	<b>7</b>	<b>25</b>	<b>42</b>	<b>25</b>
	ES	<b>14</b>	<b>23</b>	<b>43</b>	<b>18</b>
	FR	<b>17</b>	<b>62</b>	<b>16</b>	<b>4</b>
	HR	<b>22</b>	<b>42</b>	<b>20</b>	<b>13</b>
	IT	<b>17</b>	<b>48</b>	<b>24</b>	<b>11</b>
	CY	<b>13</b>	<b>36</b>	<b>30</b>	<b>18</b>
	LV	<b>40</b>	<b>40</b>	<b>13</b>	<b>5</b>
	LT	<b>25</b>	<b>46</b>	<b>22</b>	<b>5</b>
	LU	<b>25</b>	<b>64</b>	<b>9</b>	<b>1</b>
	HU	<b>18</b>	<b>47</b>	<b>27</b>	<b>7</b>
	MT	<b>25</b>	<b>57</b>	<b>13</b>	<b>3</b>
	NL	<b>37</b>	<b>45</b>	<b>14</b>	<b>4</b>
	AT	<b>47</b>	<b>42</b>	<b>8</b>	<b>2</b>
	PL	<b>26</b>	<b>46</b>	<b>21</b>	<b>4</b>
	PT	<b>12</b>	<b>55</b>	<b>28</b>	<b>3</b>
	RO	<b>35</b>	<b>45</b>	<b>10</b>	<b>7</b>
	SI	<b>24</b>	<b>37</b>	<b>26</b>	<b>11</b>
	SK	<b>24</b>	<b>41</b>	<b>33</b>	<b>2</b>
	FI	<b>32</b>	<b>54</b>	<b>11</b>	<b>2</b>
	SE	<b>39</b>	<b>47</b>	<b>11</b>	<b>1</b>
	UK	<b>24</b>	<b>63</b>	<b>10</b>	<b>1</b>

Q11 Dans quelle mesure êtes-vous confiant de trouver un emploi après avoir fini vos études ?

Q11 How confident are you that you will find a job after finishing education?






























Q11 Wie sicher sind Sie, dass Sie nach Abschluss Ihrer Ausbildung eine Arbeitsstelle finden werden?

		Ne sais pas	Total 'Confiant'	Total 'Pas confiant'
		Don't know	Total 'Confident'	Total 'Not confident'
		Weiß nicht	Gesamt 'Sicher'	Gesamt 'Nicht sicher'
%		Flash EB 408	Flash EB 408	Flash EB 408
	EU 28	<b>2</b>	<b>74</b>	<b>24</b>
	BE	<b>1</b>	<b>84</b>	<b>15</b>
	BG	<b>4</b>	<b>67</b>	<b>29</b>
	CZ	<b>1</b>	<b>92</b>	<b>7</b>
	DK	<b>3</b>	<b>82</b>	<b>15</b>
	DE	<b>5</b>	<b>84</b>	<b>11</b>
	EE	<b>7</b>	<b>86</b>	<b>7</b>
	IE	<b>0</b>	<b>87</b>	<b>13</b>
	EL	<b>1</b>	<b>32</b>	<b>67</b>
	ES	<b>2</b>	<b>37</b>	<b>61</b>
	FR	<b>1</b>	<b>79</b>	<b>20</b>
	HR	<b>3</b>	<b>64</b>	<b>33</b>
	IT	<b>0</b>	<b>65</b>	<b>35</b>
	CY	<b>3</b>	<b>49</b>	<b>48</b>
	LV	<b>2</b>	<b>80</b>	<b>18</b>
	LT	<b>2</b>	<b>71</b>	<b>27</b>
	LU	<b>1</b>	<b>89</b>	<b>10</b>
	HU	<b>1</b>	<b>65</b>	<b>34</b>
	MT	<b>2</b>	<b>82</b>	<b>16</b>
	NL	<b>0</b>	<b>82</b>	<b>18</b>
	AT	<b>1</b>	<b>89</b>	<b>10</b>
	PL	<b>3</b>	<b>72</b>	<b>25</b>
	PT	<b>2</b>	<b>67</b>	<b>31</b>
	RO	<b>3</b>	<b>80</b>	<b>17</b>
	SI	<b>2</b>	<b>61</b>	<b>37</b>
	SK	<b>0</b>	<b>65</b>	<b>35</b>
	FI	<b>1</b>	<b>86</b>	<b>13</b>
	SE	<b>2</b>	<b>86</b>	<b>12</b>
	UK	<b>2</b>	<b>87</b>	<b>11</b>

Q12a Quelles seraient vos inquiétudes concernant le fait de trouver un emploi? En premier (principale raison) ?

Q12a What would be your concerns when you think about getting a job? Firstly (main reason)?






























Q12a Was macht Ihnen Sorgen, wenn Sie an die Suche nach einer Arbeitsstelle denken? Was in erster Linie (Hauptgrund)?

		Ne pas trouver un contrat à long terme ou un emploi stable	Ne pas avoir les compétences ou connaissances requises	Devoir déménager pour trouver un emploi	Le niveau de salaire
		Not finding a long term contract or a stable job	Lacking the right knowledge or skills	Having to move to find a job	The level of salary
		Keine langfristige Anstellung oder unbefristete Stelle zu finden	Nicht über die richtigen Kenntnisse oder Fähigkeiten zu verfügen	An einen anderen Ort ziehen zu müssen, um eine Arbeitsstelle zu finden	Die Höhe des Gehalts
%		Flash EB 408	Flash EB 408	Flash EB 408	Flash EB 408
	EU 28	<b>31</b>	<b>13</b>	<b>16</b>	<b>12</b>
	BE	<b>34</b>	<b>17</b>	<b>12</b>	<b>12</b>
	BG	<b>15</b>	<b>12</b>	<b>10</b>	<b>33</b>
	CZ	<b>19</b>	<b>17</b>	<b>12</b>	<b>17</b>
	DK	<b>25</b>	<b>16</b>	<b>15</b>	<b>4</b>
	DE	<b>17</b>	<b>18</b>	<b>17</b>	<b>10</b>
	EE	<b>4</b>	<b>16</b>	<b>13</b>	<b>17</b>
	IE	<b>29</b>	<b>7</b>	<b>32</b>	<b>7</b>
	EL	<b>36</b>	<b>10</b>	<b>13</b>	<b>26</b>
	ES	<b>43</b>	<b>11</b>	<b>18</b>	<b>10</b>
	FR	<b>35</b>	<b>10</b>	<b>13</b>	<b>12</b>
	HR	<b>41</b>	<b>8</b>	<b>14</b>	<b>10</b>
	IT	<b>52</b>	<b>10</b>	<b>17</b>	<b>9</b>
	CY	<b>37</b>	<b>3</b>	<b>24</b>	<b>26</b>
	LV	<b>16</b>	<b>16</b>	<b>9</b>	<b>36</b>
	LT	<b>15</b>	<b>25</b>	<b>11</b>	<b>22</b>
	LU	<b>35</b>	<b>11</b>	<b>10</b>	<b>11</b>
	HU	<b>18</b>	<b>8</b>	<b>21</b>	<b>17</b>
	MT	<b>23</b>	<b>9</b>	<b>11</b>	<b>24</b>
	NL	<b>39</b>	<b>11</b>	<b>9</b>	<b>6</b>
	AT	<b>21</b>	<b>12</b>	<b>18</b>	<b>12</b>
	PL	<b>27</b>	<b>13</b>	<b>20</b>	<b>14</b>
	PT	<b>32</b>	<b>8</b>	<b>11</b>	<b>22</b>
	RO	<b>29</b>	<b>12</b>	<b>10</b>	<b>27</b>
	SI	<b>36</b>	<b>9</b>	<b>15</b>	<b>13</b>
	SK	<b>18</b>	<b>15</b>	<b>28</b>	<b>22</b>
	FI	<b>34</b>	<b>7</b>	<b>14</b>	<b>5</b>
	SE	<b>24</b>	<b>16</b>	<b>11</b>	<b>12</b>
	UK	<b>25</b>	<b>12</b>	<b>15</b>	<b>12</b>

Q12a Quelles seraient vos inquiétudes concernant le fait de trouver un emploi? En premier (principale raison) ?

Q12a What would be your concerns when you think about getting a job? Firstly (main reason)?






























Q12a Was macht Ihnen Sorgen, wenn Sie an die Suche nach einer Arbeitsstelle denken? Was in erster Linie (Hauptgrund)?

		Autre	Je n'ai pas d'inquiétude	Ne sais pas
		Other	I don't have any concerns	Don't know
		Sonstiges	Ich mache mir überhaupt keine Sorgen	Weiß nicht
%		Flash EB 408	Flash EB 408	Flash EB 408
	EU 28	<b>8</b>	<b>19</b>	<b>1</b>
	BE	<b>5</b>	<b>19</b>	<b>1</b>
	BG	<b>9</b>	<b>19</b>	<b>2</b>
	CZ	<b>16</b>	<b>17</b>	<b>2</b>
	DK	<b>10</b>	<b>27</b>	<b>3</b>
	DE	<b>10</b>	<b>27</b>	<b>1</b>
	EE	<b>11</b>	<b>35</b>	<b>4</b>
	IE	<b>8</b>	<b>16</b>	<b>1</b>
	EL	<b>6</b>	<b>8</b>	<b>1</b>
	ES	<b>7</b>	<b>11</b>	<b>0</b>
	FR	<b>5</b>	<b>24</b>	<b>1</b>
	HR	<b>7</b>	<b>17</b>	<b>3</b>
	IT	<b>4</b>	<b>8</b>	<b>0</b>
	CY	<b>2</b>	<b>8</b>	<b>0</b>
	LV	<b>11</b>	<b>11</b>	<b>1</b>
	LT	<b>7</b>	<b>18</b>	<b>2</b>
	LU	<b>7</b>	<b>24</b>	<b>2</b>
	HU	<b>8</b>	<b>26</b>	<b>2</b>
	MT	<b>8</b>	<b>22</b>	<b>3</b>
	NL	<b>11</b>	<b>24</b>	<b>0</b>
	AT	<b>8</b>	<b>27</b>	<b>2</b>
	PL	<b>7</b>	<b>19</b>	<b>0</b>
	PT	<b>9</b>	<b>17</b>	<b>1</b>
	RO	<b>6</b>	<b>13</b>	<b>3</b>
	SI	<b>8</b>	<b>17</b>	<b>2</b>
	SK	<b>6</b>	<b>9</b>	<b>2</b>
	FI	<b>9</b>	<b>30</b>	<b>1</b>
	SE	<b>11</b>	<b>25</b>	<b>1</b>
	UK	<b>14</b>	<b>21</b>	<b>1</b>

Q12b Et ensuite ? (PLUSIEURS REPONSES POSSIBLES)

Q12b And then? (MULTIPLE ANSWERS POSSIBLE)






























Q12b Und außerdem? (MEHRFACHNENNUNGEN MÖGLICH)

		Ne pas trouver un contrat à long terme ou un emploi stable	Ne pas avoir les compétences ou connaissances requises	Devoir déménager pour trouver un emploi	Le niveau de salaire
		Not finding a long term contract or a stable job	Lacking the right knowledge or skills	Having to move to find a job	The level of salary
		Keine langfristige Anstellung oder unbefristete Stelle zu finden	Nicht über die richtigen Kenntnisse oder Fähigkeiten zu verfügen	An einen anderen Ort ziehen zu müssen, um eine Arbeitsstelle zu finden	Die Höhe des Gehalts
%		Flash EB 408	Flash EB 408	Flash EB 408	Flash EB 408
	EU 28	<b>18</b>	<b>9</b>	<b>14</b>	<b>19</b>
	BE	<b>21</b>	<b>10</b>	<b>20</b>	<b>28</b>
	BG	<b>13</b>	<b>1</b>	<b>13</b>	<b>24</b>
	CZ	<b>15</b>	<b>13</b>	<b>13</b>	<b>16</b>
	DK	<b>16</b>	<b>16</b>	<b>15</b>	<b>14</b>
	DE	<b>15</b>	<b>6</b>	<b>10</b>	<b>14</b>
	EE	<b>7</b>	<b>7</b>	<b>11</b>	<b>17</b>
	IE	<b>22</b>	<b>14</b>	<b>17</b>	<b>19</b>
	EL	<b>21</b>	<b>7</b>	<b>18</b>	<b>37</b>
	ES	<b>24</b>	<b>5</b>	<b>15</b>	<b>14</b>
	FR	<b>20</b>	<b>12</b>	<b>14</b>	<b>29</b>
	HR	<b>15</b>	<b>10</b>	<b>26</b>	<b>29</b>
	IT	<b>17</b>	<b>5</b>	<b>18</b>	<b>14</b>
	CY	<b>24</b>	<b>5</b>	<b>20</b>	<b>29</b>
	LV	<b>13</b>	<b>8</b>	<b>14</b>	<b>12</b>
	LT	<b>9</b>	<b>13</b>	<b>15</b>	<b>21</b>
	LU	<b>14</b>	<b>18</b>	<b>18</b>	<b>25</b>
	HU	<b>18</b>	<b>5</b>	<b>9</b>	<b>23</b>
	MT	<b>15</b>	<b>6</b>	<b>11</b>	<b>17</b>
	NL	<b>15</b>	<b>9</b>	<b>7</b>	<b>13</b>
	AT	<b>12</b>	<b>8</b>	<b>7</b>	<b>23</b>
	PL	<b>26</b>	<b>9</b>	<b>13</b>	<b>29</b>
	PT	<b>16</b>	<b>10</b>	<b>21</b>	<b>36</b>
	RO	<b>9</b>	<b>5</b>	<b>14</b>	<b>21</b>
	SI	<b>12</b>	<b>9</b>	<b>16</b>	<b>21</b>
	SK	<b>2</b>	<b>15</b>	<b>6</b>	<b>17</b>
	FI	<b>7</b>	<b>8</b>	<b>8</b>	<b>9</b>
	SE	<b>12</b>	<b>8</b>	<b>10</b>	<b>16</b>
	UK	<b>17</b>	<b>20</b>	<b>21</b>	<b>16</b>

Q12b Et ensuite ? (PLUSIEURS REPONSES POSSIBLES)

Q12b And then? (MULTIPLE ANSWERS POSSIBLE)

Q12b Und außerdem? (MEHRFACHNENNUNGEN MÖGLICH)






























		Autre	Je n'ai pas d'inquiétude	Ne sais pas
		Other	I don't have any concerns	Don't know
		Sonstiges	Ich mache mir überhaupt keine Sorgen	Weiß nicht
%		Flash EB 408	Flash EB 408	Flash EB 408
	EU 28	<b>5</b>	<b>27</b>	<b>13</b>
	BE	<b>4</b>	<b>25</b>	<b>4</b>
	BG	<b>12</b>	<b>18</b>	<b>23</b>
	CZ	<b>7</b>	<b>38</b>	<b>2</b>
	DK	<b>6</b>	<b>30</b>	<b>7</b>
	DE	<b>6</b>	<b>24</b>	<b>30</b>
	EE	<b>5</b>	<b>29</b>	<b>24</b>
	IE	<b>5</b>	<b>24</b>	<b>8</b>
	EL	<b>4</b>	<b>12</b>	<b>9</b>
	ES	<b>7</b>	<b>35</b>	<b>7</b>
	FR	<b>1</b>	<b>31</b>	<b>0</b>
	HR	<b>7</b>	<b>17</b>	<b>5</b>
	IT	<b>5</b>	<b>27</b>	<b>14</b>
	CY	<b>1</b>	<b>25</b>	<b>2</b>
	LV	<b>7</b>	<b>32</b>	<b>18</b>
	LT	<b>6</b>	<b>26</b>	<b>13</b>
	LU	<b>4</b>	<b>22</b>	<b>15</b>
	HU	<b>5</b>	<b>27</b>	<b>17</b>
	MT	<b>15</b>	<b>24</b>	<b>16</b>
	NL	<b>9</b>	<b>40</b>	<b>14</b>
	AT	<b>9</b>	<b>18</b>	<b>28</b>
	PL	<b>5</b>	<b>16</b>	<b>5</b>
	PT	<b>10</b>	<b>13</b>	<b>13</b>
	RO	<b>7</b>	<b>31</b>	<b>17</b>
	SI	<b>10</b>	<b>34</b>	<b>6</b>
	SK	<b>12</b>	<b>38</b>	<b>10</b>
	FI	<b>7</b>	<b>54</b>	<b>13</b>
	SE	<b>4</b>	<b>35</b>	<b>20</b>
	UK	<b>3</b>	<b>24</b>	<b>9</b>



Q12T - Quelles seraient vos inquiétudes concernant le fait de trouver un emploi? En premier (principale raison) ?  
Et ensuite ?

Q12T - What would be your concerns when you think about getting a job? Firstly (main reason)? And then?

Q12T Was macht Ihnen Sorgen, wenn Sie an die Suche nach einer Arbeitsstelle denken? Was in erster Linie  
(Hauptgrund)? Und außerdem?

		Ne pas trouver un contrat à long terme ou un emploi stable	Ne pas avoir les compétences ou connaissances requises	Devoir déménager pour trouver un emploi	Le niveau de salaire	Autre
		Not finding a long term contract or a stable job	Lacking the right knowledge or skills	Having to move to find a job	The level of salary	Other
		Keine langfristige Anstellung oder unbefristete Stelle zu finden	Nicht über die richtigen Kenntnisse oder Fähigkeiten zu verfügen	An einen anderen Ort ziehen zu müssen, um eine Arbeitsstelle zu finden	Die Höhe des Gehalts	Sonstiges
%		Flash EB 408	Flash EB 408	Flash EB 408	Flash EB 408	Flash EB 408
	EU 28	<b>68</b>	<b>30</b>	<b>45</b>	<b>49</b>	<b>16</b>
	BE	<b>75</b>	<b>35</b>	<b>42</b>	<b>53</b>	<b>12</b>
	BG	<b>46</b>	<b>16</b>	<b>32</b>	<b>82</b>	<b>31</b>
	CZ	<b>49</b>	<b>42</b>	<b>37</b>	<b>47</b>	<b>31</b>
	DK	<b>67</b>	<b>48</b>	<b>47</b>	<b>24</b>	<b>21</b>
	DE	<b>52</b>	<b>40</b>	<b>51</b>	<b>44</b>	<b>23</b>
	EE	<b>23</b>	<b>48</b>	<b>41</b>	<b>66</b>	<b>24</b>
	IE	<b>66</b>	<b>28</b>	<b>61</b>	<b>40</b>	<b>18</b>
	EL	<b>67</b>	<b>19</b>	<b>38</b>	<b>79</b>	<b>8</b>
	ES	<b>82</b>	<b>21</b>	<b>52</b>	<b>43</b>	<b>15</b>
	FR	<b>80</b>	<b>30</b>	<b>36</b>	<b>54</b>	<b>10</b>
	HR	<b>72</b>	<b>22</b>	<b>53</b>	<b>51</b>	<b>14</b>
	IT	<b>84</b>	<b>19</b>	<b>54</b>	<b>35</b>	<b>8</b>
	CY	<b>75</b>	<b>10</b>	<b>55</b>	<b>66</b>	<b>4</b>
	LV	<b>41</b>	<b>36</b>	<b>45</b>	<b>65</b>	<b>19</b>
	LT	<b>32</b>	<b>50</b>	<b>44</b>	<b>67</b>	<b>15</b>
	LU	<b>73</b>	<b>40</b>	<b>45</b>	<b>54</b>	<b>11</b>
	HU	<b>55</b>	<b>14</b>	<b>44</b>	<b>74</b>	<b>20</b>
	MT	<b>56</b>	<b>22</b>	<b>34</b>	<b>60</b>	<b>33</b>
	NL	<b>80</b>	<b>39</b>	<b>21</b>	<b>37</b>	<b>35</b>
	AT	<b>52</b>	<b>30</b>	<b>42</b>	<b>62</b>	<b>21</b>
	PL	<b>72</b>	<b>22</b>	<b>40</b>	<b>55</b>	<b>14</b>
	PT	<b>63</b>	<b>23</b>	<b>40</b>	<b>72</b>	<b>28</b>
	RO	<b>52</b>	<b>29</b>	<b>35</b>	<b>78</b>	<b>15</b>
	SI	<b>67</b>	<b>29</b>	<b>45</b>	<b>49</b>	<b>20</b>
	SK	<b>28</b>	<b>36</b>	<b>52</b>	<b>60</b>	<b>24</b>
	FI	<b>75</b>	<b>30</b>	<b>42</b>	<b>38</b>	<b>31</b>
	SE	<b>59</b>	<b>41</b>	<b>41</b>	<b>50</b>	<b>20</b>
	UK	<b>57</b>	<b>45</b>	<b>53</b>	<b>41</b>	<b>18</b>